



This is a digital copy of a book that was preserved for generations on library shelves before it was carefully scanned by Google as part of a project to make the world's books discoverable online.

It has survived long enough for the copyright to expire and the book to enter the public domain. A public domain book is one that was never subject to copyright or whose legal copyright term has expired. Whether a book is in the public domain may vary country to country. Public domain books are our gateways to the past, representing a wealth of history, culture and knowledge that's often difficult to discover.

Marks, notations and other marginalia present in the original volume will appear in this file - a reminder of this book's long journey from the publisher to a library and finally to you.

### **Usage guidelines**

Google is proud to partner with libraries to digitize public domain materials and make them widely accessible. Public domain books belong to the public and we are merely their custodians. Nevertheless, this work is expensive, so in order to keep providing this resource, we have taken steps to prevent abuse by commercial parties, including placing technical restrictions on automated querying.

We also ask that you:

- + *Make non-commercial use of the files* We designed Google Book Search for use by individuals, and we request that you use these files for personal, non-commercial purposes.
- + *Refrain from automated querying* Do not send automated queries of any sort to Google's system: If you are conducting research on machine translation, optical character recognition or other areas where access to a large amount of text is helpful, please contact us. We encourage the use of public domain materials for these purposes and may be able to help.
- + *Maintain attribution* The Google "watermark" you see on each file is essential for informing people about this project and helping them find additional materials through Google Book Search. Please do not remove it.
- + *Keep it legal* Whatever your use, remember that you are responsible for ensuring that what you are doing is legal. Do not assume that just because we believe a book is in the public domain for users in the United States, that the work is also in the public domain for users in other countries. Whether a book is still in copyright varies from country to country, and we can't offer guidance on whether any specific use of any specific book is allowed. Please do not assume that a book's appearance in Google Book Search means it can be used in any manner anywhere in the world. Copyright infringement liability can be quite severe.


### **About Google Book Search**

Google's mission is to organize the world's information and to make it universally accessible and useful. Google Book Search helps readers discover the world's books while helping authors and publishers reach new audiences. You can search through the full text of this book on the web at <http://books.google.com/>











**OUR REPTILES.**









E. Cooke. lill.

T. Way. imp


*Common Frog*  
*Edible Frog*



OUR  
REPTILES

BY  
M. C. COOKE.

LONDON.  
ROBERT HARDWICKE, 192, PICCADILLY



E. Cooke. lith.

T. Way. imp.

*Common Frog*  
*Edible Frog*




OUR  
REPTILES.

BY  
M. C. COOKE.

LONDON.

ROBERT HARDWICKE, 192, PICCADILLY



E. Cooke. lith.

T. Way. imp.

*Common Frog*  
*Edible Frog*



OUR  
REPTILES.

BY  
M. C. COOKE.

LONDON.

ROBERT HARDWICKE, 192, PICCADILLY.



# OUR REPTILES.

A PLAIN AND EASY ACCOUNT OF THE

LIZARDS, SNAKES, NEWTS, TOADS, FROGS,  
AND TORTOISES

INDIGENOUS TO GREAT BRITAIN.

BY

M. C. COOKE,

AUTHOR OF "RUST, SMUT, MILDEW, AND MOULD," "A PLAIN AND EASY  
ACCOUNT OF BRITISH FUNGI," "MANUAL OF STRUCTURAL BOTANY,"  
"MANUAL OF BOTANIC TERMS," ETC. ETC.

WITH ORIGINAL FIGURES OF EVERY SPECIES,

AND NUMEROUS WOODCUTS.

LONDON:  
ROBERT HARDWICKE, 192, PICCADILLY.  
1865.

189. g. 13.



COX AND WYMAN,  
ORIENTAL, CLASSICAL, AND GENERAL PRINTERS,  
GREAT QUEEN STREET, W.C.



## PREFACE.

---

**I**T may cause surprise to some who are not amongst my **most** intimate friends, that my name should be attached to a volume on any other branch of Natural History than one which is in some way associated with the Vegetable Kingdom. To these it may be necessary to explain that I have only returned on this occasion to an "old love," long deserted for the fascinating charms of "moulds and mildews." In more youthful days I bird's-nested, caught butterflies, and worried reptiles, with all the pertinacity of youth, and amongst all these pursuits acquired a taste for the study of our native birds, reptiles, and insects, which led to my first lessons in the classificatory sciences. From these, it is true, I diverged in later years, and almost confined myself to plants; but in a

foolish moment, perhaps, the old hankering to have a word or two with one's "first love," has come over me, and resulted in this humble account of "Our Reptiles." I make no pretensions to the production of anything more than a popular volume on a rather unpopular subject, to the espousal of the cause of a much-abused and scandalized class; and if I only aid in recovering their character from a little of the obloquy which attaches to them, I shall not regret the venture. The man of science, if he seeks for that which is novel or abstruse, had better close the book, and go no further. I do not presume to have written anything for him; but for those who know little or nothing of the subject, I hope that herein may be found a useful introduction, and a trustworthy guide. The order of the chapters is not precisely that of the classification of the animals described, but in the Appendix a Systematic Arrangement has been pursued. In conclusion, I acknowledge with pleasure the kind and courteous assistance rendered to me by Dr. Albert Günther and Dr. J. E. Gray, of the British Museum, in procuring

figures to illustrate the work, as well as for hints and suggestions in its prosecution. To those who honour it with a perusal, I now commend it with "all its imperfections on its head."

M. C. C.

UPPER HOLLOWAY.





INDIAN SNAKE-CHARMER.

(From a Sketch by a Native Artist.)

## REPTILES AND SNAKE-STONES.

**R**EPTILES, in zoology, constitute a *Class* of vertebrate animals (that is, animals with a backbone) intermediate between birds and fishes, having a greater affinity with the latter than the former. They are generally described in scientific works as having cold blood, being the possessors of a heart with sometimes one and sometimes two auricles, but with only one ventricle; so that, at most, there are but three chambers in their hearts instead of four. They are still further characterized as oviparous, breathing by lungs, or partly by lungs and partly by means of gills; thus combining one of the elements of fish-life with those of higher organ-

isms. Finally, their scientific portrait is completed by the announcement that the body is either covered with shelly plates (as in the Tortoises, &c.), or with scales (as in the Snakes), or with a soft naked skin (as in the Toads and Frogs).

This is the orthodox definition of what constitutes a Reptile, but not the best definition, nevertheless, as Mr. Edward Newman has shown in some important remarks on the classification of these animals.

“The epidermis,” he writes, “or outer skin of quadrupeds, is clothed with hair, of birds with feathers, of fishes with scales, but in reptiles it is uncovered, perfectly naked. The processes, whether described as *squamæ* (in Latin), or *écailles* (in French), are projections, folds, or rugosities of the under-skin; and are not deciduous like hairs, feathers, and scales, but are as permanent and durable as the bones themselves. This may be seen when the slough of a snake is found. This slough is continuous, and contains a faithful mould of each of these processes: it is a very beautiful and very instructive object. The tortoise exhibits the peculiarity of an *articulated skin*, the articulation being clearly discernible in the living animal, but becoming more conspicuous after death, when dehiscence takes place and the plates fall off, per-

fectly detached from each other.”\* Let any one examine the cast-off skin, as it is called, of a viper or snake, and he will find it to be a thin delicate cuticle which had covered all the projections and inequalities of the true skin, containing a little pouch for each of the ‘scales’ (falsely so called) into each of which a projection had extended. True scales are easily rubbed off from the skin in fish, but there is no rubbing them from that of a snake; they are permanent projections with a scale-like form. If there is any value in words, then ‘scale’ cannot be applied at the same time to the deciduous, flat, horny plates of fish, and the flat, depressed, but persistent irregularities of the skin in reptiles. However, with this reservation, we shall proceed to call them ‘scales’ in deference to custom, and the collective wisdom of those more learned in reptiles than ourselves.

Having endeavoured to satisfy our scientific friends, by taking off our cap to ‘authority,’ and furnishing a ‘red-tape’ description of the class REPTILIA, we may be allowed to digress a little by way of commentary upon the text. We will not suppose it necessary to state that ‘Reptile’ is derived from the Latin word *repto*, ‘I crawl,’ nor justify its application to such as

\* *The Zoologist*, p. 8450.



do not crawl. Nor shall we deem it advisable to plunge into the controversy concerning the mode of progression with the serpent *before* it fell a victim to the curse, "upon thy belly shalt thou go, and dust shalt thou eat, all the days of thy life." It would, notwithstanding, be an interesting occupation to trace the intimate connection between the reptile race and some of the most important religions of the world, therein to seek the hidden and mysterious meaning of which serpents, especially, were but the symbol. This would lead us far, both from our subject and our object, and we will rest content with hinting at a wide field of inquiry.

The heart and blood are two important points of difference between reptiles and the higher vertebrate animals. All reptiles are cold-blooded. They possess a heart, it is true; but, as compared with higher organisms, an imperfect one, inasmuch as it has but one ventricle: the result of this is that respiration is imperfect, and as respiration gives heat to the blood, which in turn sustains the heat of the body, it follows necessarily from their organization that the temperature in reptiles should be very low. Let a frog leap upon your hand, or take a newt between your fingers, and the chilly, smooth, apparently slimy appeal to the sense of touch will carry conviction far swifter than argument.

In being oviparous, or producing their young from an egg, these creatures agree with birds as well as fishes; but in some instances the outer covering of the egg, then only a thin membrane, and not a hard shell, is broken at the moment it issues into the world, and the lively young escape, in all respects miniature representatives of their parents. In the latter case the term 'ovo-viviparous' is generally applied, and in this sense we may, perhaps, have occasion to use it. The features of a double life, wherein one portion is spent in water, breathing by means of gills, and the other on land, respiring with lungs, will be illustrated when treating of toads and frogs and other amphibians, so that it will be unnecessary to enter upon the subject here.

The multiform variations in reptile life may well surprise the uninitiated, even perhaps amounting to a doubt whether such things as Tortoises, Alligators, Snakes, Toads, Newts, Lizards, &c., differing so greatly in external appearance, can be regarded by scientific men as members of the same class. Indeed, the last-named gentlemen are not agreed that they shall constitute one class, but a portion are separated, such as toads, frogs, and newts, to constitute another class, to which the name of *Amphibia* is given. Our readers will not thank us for enter-

ing upon a long dissertation on the merits of the case, or appreciate any fine-drawn distinctions which it might please us to make. Suffice it to say that, although perhaps the majority of Erpetologists ('learned in reptiles') admit the Amphibians as a distinct order, we shall, in the present instance, adhere to the old method, and regard them all as 'Reptiles.'

For the purposes, not only of classification, but of orderly description, these animals are naturally divisible into four groups,—we may call them orders,—of which the first are the Chelonians or Tortoises and Turtles, the second the Saurians or Lizards, the third the Ophidians or Snakes, and the fourth the Amphibians or Toads, Frogs, and Newts. The first, or Chelonians, are scarcely represented in Great Britain at all. The few turtles, which have been borne in times past upon the waves that wash our shores, and cast relentlessly upon our coast, had really no business there, and only came as occasional, distinguished, and probably involuntary visitors. Under these circumstances we have given them a place at the end of the volume, although, according to rigid science, they should have been at the beginning.

The Saurians or Lizards are represented in Britain by four species, three having visible legs, and the fourth snake-like in form. That the

Sand Lizard and the Viviparous Lizard, as well as the Slow-worm, are true natives no one will doubt; but whether the Green Lizard deserves a place in our Fauna is a more open question, and is again referred to hereafter. The great Gavial of the Ganges, sometimes nearly eighteen feet long, the Crocodile of the Nile, the Alligator of North America, and the Caymans of the South, are the giants of this order; but of these we have, happily, no representative. In neither of the two orders named do any of its members possess poison-bags or venomous fangs, though we happen to know that it is a firmly-rooted opinion in India that there is one or more species of lizard capable of causing death by a wound, rendered mortal either by a virulent saliva, or some other means. Such a lizard, however, is entirely unknown to scientific men, and by them the *Bis-cobra* is believed to be only a phantom of 'the heat-oppressed brain.' A surgeon, for many years on service in India, tells us that he knew of an instance of a man descending a well being bitten by such a lizard, that he was drawn up and indicated the position of the reptile; that a second man descended and killed the bis-cobra, which was afterwards preserved in spirits at the barrack-hospital for many years, and, finally, that the man who was bitten died in consequence in a few hours.

The third order includes all the snakes, from the monstrous *Boa constrictor* and the dreadful Rattlesnake and Cobra to the Ringed Snake and Viper of our own islands. Of these we possess but three, two of which belong to the harmless snakes and the third to the venomous snakes. There are many others known on the Continent of Europe which do not occur on this side the Channel, and in Ireland those of Britain are also unknown.

The last group or order contains the Amphibians, or those reptiles which at some period of their lives inhabit the water and are truly aquatic, and at another are either wholly or chiefly terrestrial. There are some very singular creatures in this group, such as the Salamander, to which such romantic stories of its incombustibility belonged, and of whom it was said, "If a salamander bites you, put on your shroud." As late as 1789 a French consul at Rhodes, hearing a loud cry in his kitchen, rushed to learn the cause, when his cook, in a horrible fright, informed him that he had seen a certain personage, who shall be nameless, in the fire. The consul affirms that he thereupon looked into the bright fire and saw a little animal with open mouth and palpitating throat. He took up the tongs to secure it, but at first it scampered into a corner of the chimney, lost a bit of its tail, then hid amongst some hot

ashes. It was ultimately secured, found to be a little lizard, was put into spirits, and sent to Buffon. Thus runs the story, of which we must permit our readers to believe in proportion to their credulity.

We have now indicated the primary groups which include the seventeen species found either as true natives, or naturalized, or as occasional visitors to the British Isles. Of these, two belong to the Chelonians or Tortoises, four to the Saurians or Lizards, three to the Ophidians or Snakes, and eight to the Amphibians, of which latter, half belong to the section in which the individuals, when mature, are not possessed of a tail, and half to the section of Amphibians having tails in all the stages of their existence. Only one of the seventeen is capable of inflicting serious injury by means of its venomous fangs, although the toad secretes an acrid fluid beneath its skin, to which allusion will hereafter be made.

“Frogs and toads are found on the Shetlands, whilst *Vipera berus*, the most northern snake, is already scarce in the north of Scotland. *Rana temporaria* is met with in the Alps, round lakes, near the region of eternal snow, which are nine months covered with ice; whilst *Vipera berus* reaches only to the height of 5,000 feet in the Alps, and of 7,000 in the Pyrenees. A triton or a frog, being frozen in water, will awake to its

former life if the water is gradually thawed; I found myself that even the eggs of *Rana temporaria*, frozen in ice during seven hours, suffered no harm by it, and afterwards were developed. A snake can only endure a much less degree of cold: even in the cold nights of summer it falls into the state of lethargy; it awakes late in the spring, when some frogs and tritons have already finished their propagation; it retires early into its recess in harvest, whilst still the evenings resound with the vigorous croaking of the tree-frogs and the bell-like clamour of *Alytes obstetricans*. Our European snakes die generally in captivity during the winter, partly from want of food, partly by the cold nights. The eggs of our oviparous species are deposited during the hottest part of the year, requiring a high temperature for development. Further, though some accounts of Batrachians enclosed in cavities of the earth or trees may be exaggerated, the fact is stated by men whose knowledge and truth are beyond all doubt, that such animals live many years apparently without the supply of food necessary for preserving the energies of the vital functions.”\*

In this country, all Reptiles pass the winter

\* Dr. A. Günther on the Geographical Distribution of Reptiles.—*Proceedings of Zoological Society*.

in a state of repose, retiring to holes, clefts, or other available places, apparently secure from disturbance, either in company or singly, for a quiet six months' 'nap.' During this period no food is taken, growth is impeded, the circulation is tardy, respiration is low, and the semblance of death is almost complete. In the spring the warm sun quickens their blood, awakens them from their dreams, and again they crawl or leap into active existence, to the terror of 'unprotected females' and the insect life on which they prey.

The curious habit they have of changing their habits, or casting off the outer cuticle of their skins periodically and then devouring them, offers an economical suggestion to those who advocate 'the utilization of waste substances,' in respect to cast-off clothes. Indeed, we are not altogether innocent of devouring our old clothing, but with this difference between ourselves and the reptiles, they appropriate them immediately and in their unchanged condition, ours suffer mutilation, and manifold intermediate changes, before they enter our mouths.

Although Reptiles are neither sufficiently numerous nor venomous in our temperate climes to give the traveller serious alarm, such is far from being the case in tropical countries. There we consequently hear of snake remedies, snake



charms, and snake charmers, to an almost unlimited extent. Any one who has paid attention to the *Materia Medica* of hot climates knows how common 'snake-roots' and antidotes to snake poison are in all such countries. In many instances these substances are in themselves perfectly useless, and derived their reputation in a great measure from their external resemblance in form to the sinuous or coiled reptile. In many others they are only stimulant or tonic.

The most notable of remedies is the snake-stone, not only because of the wonderful powers ascribed to it, but also on account of the belief still entertained, even by many Europeans, of its marvellous curative properties. There is some confusion with regard to it, on account of its numerous imitations. The true snake-stone of the East is undoubtedly a kind of Bezoar or biliary concretion found in the stomach of various animals. Factitious Bezoars are generally either of calcined bone, gypsum, or other absorbent material. The *Zuhr Mohra* or *Zeher Morah*, as it is called in India, is a kind of Bezoar celebrated in Eastern works as a remedy for snake-bites, hydrophobia, &c., and Dr. Ainslie says it is supposed by the Hindoos to possess sovereign virtues as an external application in cases of snake-bites or stings of scorpions; and its various Oriental names imply

that it destroys poisons. Dr. Davy, on examining what are called snake-stones in India, found them to be *Bezoars*. The same kind of substance is known in the island of Ceylon under the name of *Pamboo Kaloo*. Berthollet mentions eight kinds of Bezoar, which are chiefly phosphates. These were deemed efficacious not only when taken as medicine, but even when merely carried about the person, so that credulous people would hire them on particular occasions for a *ducat* per day. A single Oriental Bezoar has been known to sell for six thousand livres. The goat Bezoar was found in the fourth stomach of the *Capra agagrus* of Persia, and was said to be oblong, of the size of a kidney-bean, shining, and of a dark green colour. This was doubtless the most esteemed as a snake-stone.

An account, recently published, of one of these snake-stones, which has great reputation in the island of Corfu, thus describes the manner in which it is employed :\*—

When a person is bitten by a poisonous snake, the bite must be opened by a cut of a lancet or razor longways, and the stone applied within twenty-four hours. The stone then attaches itself firmly on the wound, and when it has done its office falls off ; the cure is then complete. The stone must then be thrown into milk ; whereupon it vomits the poison it has absorbed, which remains green upon the top of the

---

\* P. M. Colquhoun, in *All the Year Round*, No. 139.

milk, and the stone is then again fit for use. This stone has been from time immemorial in the family of Ventura, of Corfu, a house of Italian origin, and is notorious, so that peasants immediately apply for its aid. In a case where two were stung at the same time by serpents, the stone was applied to one, who recovered, but the other, for whom it could not be used, died. It never failed but once, and then it was applied *after* the twenty-four hours. Its colour is so dark as not to be distinguished from black.

In confirmation of the above, another writer adds :\*—

While in Corfu, where I resided some years, I became slightly acquainted with the gentleman in question, Signor Ventura, of the Strada Reale, Corfu. His family is, as stated, of great antiquity in the island. He does not know exactly when the stone first came into their possession, but conjectures it was brought from India by one of his ancestors. I have myself never seen this remarkable stone, but am fully satisfied as to its efficacy, as I have constantly heard of people being cured by it; in fact, the first thing the Greeks do when bitten by a venomous snake, of which there are several species in Greece, is to apply to Signor Ventura. The stone is then applied, exactly in the manner described above, and the patient in due time is cured.

The instance alluded to where one died while it was being used for another, is of a countryman who was bitten by the viper while cutting myrtle or bay for church decoration. He as soon as bitten ran to the town, distant some miles, and arrived when the stone was in use. When it was procured for him, it would not adhere; for it seems this singular stone requires to rest in milk for some time, to vomit, as it were, the poison absorbed. Before it was fit for use again

---

\* A. M. Browne, in *Science Gossip*, Vol. i. p. 38.

the man died. The stone was broken by a very clever but unscrupulous native physician, who procured it to look at it, as he said, but who broke it in halves, and subjected one half to the most severe tests, totally failing, however, to discover its component parts. The fracture of the stone has slightly impaired its curative power, and in consequence I have heard the physician, Dottore —, railed at in no very measured language by the Greeks.

Sir Emerson Tennent gives an account of the Pamboo Kaloo of Ceylon, which is employed for the same purposes as the above, and the knowledge of such a use he thinks was probably communicated to the Singhalese by the itinerant snake-charmers of the Coromandel coast. "On one occasion," he writes, "in March, 1854, a friend of mine was riding with some other civil officers of the Government along a jungle path in the vicinity of Bintenne, when they saw one of two Tamils, who were approaching them, suddenly dart into the forest and return, holding in both hands a cobra de capello, which he had seized by the head and tail. He called to his companion for assistance to place it in their covered basket; but in doing this he handled it so inexpertly that it seized him by the finger and retained its hold for a few seconds, as if unable to retract its fangs. The blood flowed, and intense pain appeared to follow almost immediately; but with all expedition the friend of the sufferer undid his waistcloth, and took from

it two snake-stones, each of the size of a small almond, intensely black and highly polished, though of an extremely light substance. Then he applied one to each wound inflicted by the teeth of the serpent, to which the stones attached themselves closely, the blood that oozed from the bites being rapidly imbibed by the porous texture of the article applied. The stones adhered tenaciously for three or four minutes, the wounded man's companion in the mean time rubbing his arm downwards from the shoulder towards the fingers. At length the snake-stones dropped off of their own accord; the suffering appeared to have subsided; he twisted his fingers till the joints cracked, and went on his way without concern." It would appear that Sir Emerson submitted one of these snake-stones to Professor Faraday for chemical examination, which resulted in the professor giving his opinion that it was a piece of charred bone which had been filled with blood, perhaps several times, and then carefully charred again. The ash was almost entirely composed of phosphate of lime.

Captain Napier mentions an instance of the efficacy of the stone. One of the soldiers having been bitten by a scorpion, he says, "I applied the stone to the puncture; it adhered immediately, and during the eight minutes that it remained on, the patient by degrees became 11

easier, the pain diminishing gradually from the shoulder downwards until it appeared entirely confined to the immediate vicinity of the wound. I then removed the stone: on putting it into a cup of water, numbers of small air-bubbles rose to the surface. In a short time the man ceased to suffer any inconvenience from the accident.”\*

Who will deny the evidence of such facts, simply because they cannot understand them? Mr. E. Newman remarks very pertinently on this same question:—“ I have often been astonished at the ridicule thrown over facts that we cannot understand. Men of learning who laugh at a phenomenon they have not seen, always remind me of giggling girls who titter when they hear two persons speak any language but their own; the cause of cachinnation is the same, simple ignorance.”†

Whether ‘snake-stones’ be the true Bezoar or the factitious animal charcoal, the principle of action is much the same; both are absorbents, and both chiefly consist of phosphate of lime. The first object appears to be inducing the blood to flow freely to the wound, and then the remedy is applied. It is very much like sucking out

\* Gosse’s “Romance of Natural History.”

† *The Zoologist*, p. 6983.

the poison; and of course the sooner this is done after the wound is inflicted the better. After the virus becomes disseminated through the blood, it is useless to suck at the portal by which it entered. In cases of poisoning by the bite of a viper, cupping, and the application of leeches have been effectual; such remedies, however, would be insufficient against the poison of the more noxious tropical reptiles.

We are not aware that the 'stones' alluded to are worn as charms, amulets, or preservatives against the bites of venomous serpents, but such things are not uncommon in Eastern countries. As the teeth of a tiger are sometimes worn as a charm against attack from that animal, so perhaps the fangs of a serpent may be regarded as a preservative against the venom of serpents themselves. It is a current belief amongst the natives in some countries where serpents abound, that any one swallowing the contents of the poison apparatus of venomous snakes is thereby preserved from any ill effects accruing from the bite of a serpent of that particular species.

Another kind of 'snake-stones,' adder-gems, *ovum anguinum* or snake eggs, enter into the ancient superstitions of our own country. Borlase tells us \* that "in most parts of Wales, and

\* "Antiquities of Cornwall," p. 137.

throughout all Scotland, and in Cornwall, we find it a common opinion of the vulgar that about Midsummer-eve (though in the time they do not all agree) it is usual for snakes to meet in companies, and that by joining heads together and hissing, a kind of bubble is formed, which the rest, by continual hissing, blow on till it passes quite through the body, and then it immediately hardens, and resembles a glass ring, which whoever finds shall prosper in all his undertakings. The rings thus generated are called Gleinau Nadroeth; in English, snake-stones." In winter the viper may often be found in its hybernaculum, several individuals together, intertwined and in an almost torpid state. From this circumstance probably some of the notions connected with the stones alluded to may have been derived. Mason, in his "Caractacus," puts into the mouth of a Druid the following passage:—

The potent adder-stone  
 Gender'd 'fore th' autumnal moon :  
 When in undulating twine  
 The foaming snakes prolific join ;  
 When they hiss, and when they bear  
 Their wondrous egg aloof in air ;  
 Thence, before to earth it fall,  
 The Druid, in his hallow'd pall,  
 Receives the prize,  
 And instant flies,  
 Follow'd by th' envenom'd brood  
 Till he cross the crystal flood.



The glass beads, in more recent times employed as charms, were used as a substitute for the rare 'snake-stones.' These "beads are not unfrequently found in barrows,\* or occasionally with skeletons whose nation and age are not ascertained. Bishop Gibson engraved three: one, of earth enamelled with blue, found near Dolgelly, in Merionethshire; a second of green glass, found at Aberfraw; and a third, found near Maes y Pandy, Merionethshire."† Some have affirmed that in Cornwall, where they retain a respect for such amulets, they have a charm for the snake to make the 'milprev,' as it is termed, when they have found one asleep, and stuck a hazel wand in the centre of her spiral. "The country people," says Dr. Borlase, "have a persuasion that the snakes here breathing upon a hazel wand produce a stone ring of blue colour, in which there appears the yellow figure of a snake, and that beasts bit and envenomed, being given some water to drink wherein this stone has been infused, will perfectly recover of the poison."

We will leave Pliny alone ‡ with his *ovum anguinum*, and the various other authors who have

\* Stukeley's "Abury," p. 44.

† Brande's "Popular Antiquities," iii. p. 371.

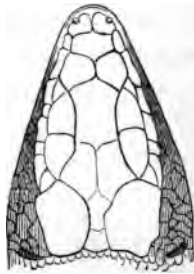
‡ Nat. Hist., lib. xxix. c. 12.

referred to these amulets, and proceed to matters of fact rather than of poetry and romance, concluding this chapter with a copy of the figures of 'snake-stones' given by Pennant in his "British Zoology," and who says of them: "Our modern Druidesses seem not to have so exalted an opinion of their powers, using them only to assist children in cutting their teeth, or to cure the chincough or to drive away an ague."



ADDER STONES.

## THE COMMON LIZARD.




(*Zootoca vivipara.*)

Enlarged view of the upper surface of the head, showing the form and arrangement of the plates.\*

THE Scaly or viviparous Lizard is a common inhabitant of heaths and banks in elevated districts in England and Scotland, whilst it appears to have been one of the few reptiles which St. Patrick permitted to remain within the limits of the Emerald Isle. To what circumstance such forbearance in this instance is due chroniclers seem to have been unable to tell. In some seasons, as for instance in 1860, this lizard is

\* Milne-Edwards in "Ann. des Sc. Nat.," ser. i. vol. xvi. t. 5, f. 5.



*Sand Lizard*

*Thripasous Lizard.*

E. Cope



found in vast numbers everywhere in the county of Down. The observer who records its appearance in such plenty on the above occasion remarks, as a singular circumstance, that they never occurred there before, except a single individual at a time, and those at long intervals.\* Lord Clermont observes that it is never found in low countries, but frequents mountain districts in the greater part of North and Central Europe, and is common in Switzerland, Germany, Poland, and France, as well as in Scotland, England, and Ireland. In Italy it is only found in the Alpine regions of the north, and it also inhabits the hilly parts of Belgium and Russia.†

This lizard differs in a most important point from the other species to be mentioned, and on this account has been placed by naturalists in a new genus called *Zootoca*, from the Greek word *zoos*, 'life,' and *tokos*, 'offspring,' on account of its young bursting through the very thin membrane-like covering of the egg at the time of birth, and are, therefore, ovo-viviparous; in which feature this lizard resembles the Viper. The young, as soon as they are born, have the free use of their limbs, and run about in company with their parent, soon commencing the

\* *The Zoologist*, p. 7172.

† Clermont's "Quad. and Rept. Eur.," p. 184.

collection of insects on their own account, impelled by the feelings of hunger. The specific name of *vivipara* has a Latin origin, with a like meaning to the generic. This lively little reptile will often be found sunning itself between spring and autumn. All its movements are exceedingly graceful and vivacious. In an instant it darts upon an insect coming within its range, which as speedily disappears down its throat. Like the slow-worm and sand lizard, it is often the object of persecution, though itself perfectly harmless; but, on account of its reptile form, does not escape calumny. During summer the pregnant female may be discovered basking in the direct rays of the sun, and is then far less willing to be disturbed than at other seasons. Tradesmen who supply materials for aquaria, fern-cases, and domestic vivaria, tell us that while they find a ready sale for the newts, there is such small demand for lizards, because "people are afraid of them;" that they seldom keep any on hand, but collect and supply them to order. This is a foolish prejudice, because they would make an agreeable addition to the attractions of a fernery, and assist in keeping it free from insects. Their movements are more graceful and rapid than those of the newts, and certainly would not require any larger amount of attention.

This species is smaller than the Sand Lizard,

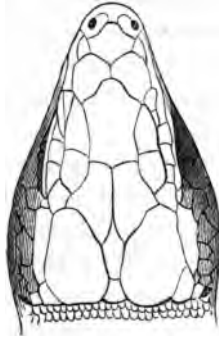
not exceeding from five and a half to six inches in length. The tail is longer in proportion, and of a different shape, retaining the same thickness for the first half of its length, and then diminishing gradually to its extremity; the palate is without teeth, the temple is covered with small polygonal plates, with a large angular one in the centre. The scales on the back are long, narrow, and hexagonal, and less distinctly keeled than in the next species. The head is more depressed and the nose sharper. The plates of the belly are in six rows, with two small marginal series; the pre-anal plate is bordered by two rows of scales. The fore legs reach to the eye, the hind legs extend along two-thirds of the sides; pores from nine to twelve on each thigh. The back is brown, olive, or reddish, with a black band on each side from the head to the tail; a second dark band runs along the side, and is edged with white. The under parts are spotted with black upon a whitish ground, generally with a bluish or greenish tinge.\*

The relative size and viviparous character are the best features whereby to distinguish this species from the next.

\* Lord Clermont's "Reptiles of Europe," p. 184.



## THE SAND LIZARD.



(*Lacerta agilis.*)

Enlarged view of the upper surface of the head, showing the form and arrangement of the plates.\*

THIS and the latter species were long confounded together. It appears to vary considerably, both in colour and size, is generally larger, but not so common as the Scaly Lizard. It seems to be pretty widely distributed over Europe, being found almost everywhere except in the extreme North; confined more especially to lowland districts. It is said to abound in Ger-

\* Milne-Edwards in "Ann. des Sc. Nat.," ser. i. vol. xvi. t. 5, f. 4.

many, Switzerland, Poland, Northern Russia, in Siberia, and generally through central Europe. It appears to occur freely in the neighbourhood of Poole, but we do not remember to have met with records of its occurrence in the North of England, or in Scotland, although it may have been confounded with the foregoing, especially as it is evidently a Northern rather than a Southern species.

Unlike the Scaly Lizard, which is in reality the common lizard with us, it is oviparous, the female laying twelve or more eggs in the sand, and leaving them to be hatched by the heat of the sun. She hollows out a cavity, or rude nest, for the purpose, and covers her eggs with the sand. It possesses a 'snappish' temper, is not readily domesticated, and refuses food under confinement. Like other reptiles, it passes its winters in a state of repose.

The liver, bile, excrements, and eggs of the Lizard were in former times employed as remedies in certain diseases, and the entire animal has been proposed as a substitute for the Scink, a reptile allied to the Lizards, which had a great reputation in olden times, the use of which has very recently been attempted to be revived. Dr. Gosse, of Geneva, has maintained that the ancients were justified in employing the Scink in medicine, inasmuch as it possesses powerful

stimulant and sudorific properties, which might be usefully employed in various diseases.\*

In Mr. P. L. Simmonds's interesting and amusing "Curiosities of Food," several species of reptiles are enumerated as affording food to the natives in the various countries in which they are found. Of these, the Iguana holds one of the chief places in public esteem. This is a gigantic lizard found in many tropical countries, where it attains a length of three feet, and has flesh "which is reckoned as delicate as chicken, and but little inferior to turtle in flavour." Humboldt remarks that in inter-tropical South America, all lizards which inhabit dry regions are esteemed delicacies for the table. The gigantic crocodile, alligator, gavial, and cayman, are also served at repasts. This, however, is somewhat foreign to our subject, and all who are interested in reptilian delicacies we must refer to the book in question.

The fossil Saurians of bygone ages were the giants of those days. Dr. Mantell thought it probable that the largest iguanodons may have attained a length of from sixty to seventy feet. The Labyrinthodons were also of considerable size. Remains and traces of numerous reptiles have been found in the strata of our own islands.

\* See Moquin Tandon's "Medical Zoology," p. 69.

“Impressions of the feet of a *Labyrinthodon* were found by the late Mr. Hugh Strickland in the lower Keuper sandstone of Shrewly Common, Worcestershire; and bones and teeth have been discovered near Kenilworth, in the Permian sandstones of the geological surveyors, as well as in the upper Keuper beds. Five species of *Labyrinthodont* reptiles have been found in Great Britain, all of which must have been very unpleasant-looking animals, with fearful jaws, adapted especially for biting. And yet such animals lived on the shores of a seabed which now constitutes much of the pleasant vales of Worcestershire and Cheshire, the shores of the New Red Sandstone sea.\*

Returning from ‘stewed Iguana’ and extinct reptiles to the little Lizard of the present degenerate days, we may observe, that though neither formidable in size, repulsive in appearance, nor in any sense aggressive or noxious, it has many enemies, some amongst bipeds with feathers, and some amongst bipeds without. It has personal interest in the ‘smooth snake’ and its proximity to its own locality; for that reptile has a great predilection for a lizard at luncheon, whilst the common snake prefers a frog or a newt. But the most relentless perse-

\* “Old Bones,” by the Rev. W. S. Symonds, p. 81.

cution is carried on by schoolboys, and even adults, with more zeal than discretion, who fancy that they are doing 'the state some service,' in efforts to accomplish its extermination. That it is not only inoffensive, but useful in keeping up the balance of nature, by its reduction of insect life, its legitimate prey, is a truth, like the 'small bird question,' which may be acknowledged when it is all but too late.

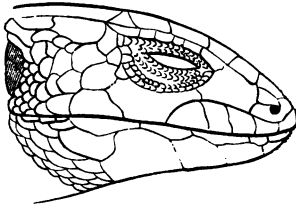
There are two varieties of this lizard, indicated by their relative colour. In one the general tint is brown; in the other it is green. The most common variety has the back of a sandy-brown colour, sometimes spotted with black, with the sides greenish in the male, but brownish in the female: the belly is white and often spotted. In length it is from seven to nine inches, of which the tail occupies more than half, or nearly two-thirds. The scales of the upper part of the body are roundish or angular, and distinctly keeled; the plates of the belly are arranged in six rows, of which the two central rows are the narrowest. The tail is covered with from fifty to eighty distinct whorls or rings of scales, which are longer and narrower than those of the back. It is thicker and rather more clumsy than the last species, and the limbs are s'outer and stronger, and is less graceful and vivacious in its movements. There are other

and more minute points of difference, but these are of interest rather to the zoologist than to the general reader. It may be observed, however, that in this species there are to be found, in addition to the ordinary teeth at the margin of the upper and lower jaws, also a few very small ones seated on the back part of the palate, and which are wanting in the common lizard.

Professor Bell states on the faith of a gentleman of his acquaintance, that the brown varieties are confined to sandy heaths, the colours of which are closely imitated by the surface of the body, and that the green variety frequents the more verdant localities. This, he adds, he had not been in a position either to refute or confirm, and could only vouch for the existence of two such varieties, at a comparatively short distance from each other.



## THE GREEN LIZARD.



(*Lacerta viridis*.)

Enlarged view of the side of the head, showing the form and arrangement of the plates.\*

Is the Green Lizard really a native of Britain? That is the very knotty question which we desire to settle, both for our own satisfaction and that of our readers, but cannot divest our minds of a lingering doubt whether it may not have descended to us in a similar manner to the shower of edible frogs which Mr. Penney rained down upon Foulmire. That this species has been found in Great Britain, in an apparently

\* Milne-Edwards in "Ann. des Sc. Nat.," ser. i. vol. xvi. t. 7, f. 2.

wild state, is without a doubt, but how it came there is past finding out.

If we turn over the pages of the earlier volumes of the *Zoologist* we here and there encounter little facts of a very stubborn nature, relative to the Green Lizard, in every instance guaranteed by some name well known in the annals of science. One of the earliest of these notes is by Dr. Bromfield,\* in which he states "I am told, on competent authority, that *Lacerta viridis* is quite frequent and even abundant in the neighbourhood of Herne Bay. I may add, there can be no doubt about the species, and that it certainly is not the smaller green lizard of Poole, but identical with the species long known to inhabit Guernsey, as my friend Professor Bell has received a specimen from Herne Bay, but not in time to notice the discovery for the second edition of his "British Reptiles." Corroborative of this, and on the same page of that journal, occurs the following communication from the late Mr. John Wolley:—"Seven or eight years ago, a schoolfellow of mine at Eton, a native of Guernsey, assured me he had seen lizards in Devonshire precisely similar to the lizards of his own island;" and again, "Nearly two years since a learned Professor of the Uni-

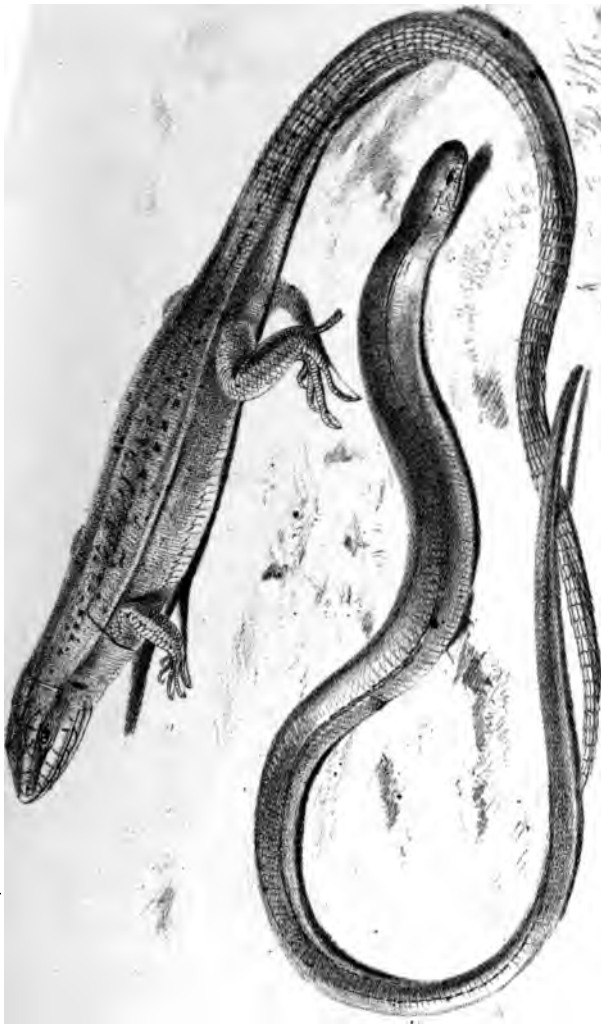
\* *Zoologist*, p. 2707.



versity of Edinburgh mentioned that he had dissected a Green Lizard brought by a botanical party from the Clova mountains." Still later another credible witness, the Rev. W. H. Cordeaux, gives evidence to the effect that he had examined the Reptilia of the Canterbury Museum, and had there found a male and female of this species, but that no trustworthy information could be obtained of the locality and date of their capture.\* In 1863 a paper was read and a specimen exhibited before the Holmesdale Natural History Club, at Reigate, by Mr. J. A. Brewer. The specimen was caught by a labourer on a bank by the side of the road, a little way from Dorking, on the road to Reigate, and purchased of him the same evening. In the course of this paper Mr. Brewer remarks : † " The occurrence of this solitary specimen is not sufficient in itself to establish it as a British species ; but on showing it, a few days since, to Mr. John E. Daniel, a well-known naturalist, and who certainly would not have been likely to mistake this beautiful species, he informed me that a few years since he had observed three or four specimens of it on the heath, about half a mile south of Wareham, in Dorsetshire, one of which he captured, and is quite certain of its identity with

\* *Zoologist*, p. 2855.

† *Ibid.* p. 8639.



Green Lizard m.

Course



the Green Lizard (*Lacerta viridis*), a species which he is well acquainted with, having frequently seen it in Germany, and received specimens from the Channel Islands. Gilbert White, in his "Natural History of Selborne," has the following remark, which probably applies to this species:—"I remember well to have seen formerly several beautiful green *Lacerti* on the sunny sand-banks near Farnham, in Surrey, and Ray admits there are such in Ireland." All we can say to such evidence is, that the facts are too strong and well attested to deny that the Green Lizard has been several times found in this country; and though it is quite possible, nay, *certain*, that many a time and oft they have been brought from Guernsey, and turned adrift here, they are at least naturalized and deserve a notice in any history of "Our Reptiles." Some of the more recent captures may have been individuals from the 'imports,' but it is equally probable that the Green Lizards mentioned by White were really indigenous, and the same species. Who shall determine satisfactorily that they were not?

The large Lizard quoted by Pennant can scarcely be the same as the present, unless the length was much exaggerated. He thus records it:—

The most uncommon species we ever met with any account

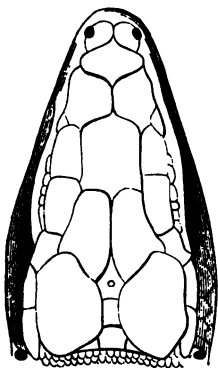
of, is that which was killed near Woscot, in the parish of Swinford, Worcestershire, in 1741, which was two feet six inches long and four inches in girth. The fore legs were placed eight inches from the head, the hind legs five inches beyond those : the legs two inches long, the feet divided into four toes, each furnished with a sharp claw. Another was killed at Penbury, in the same county. Whether these are not of exotic descent, and whether the breed continues, we are at present uninformed.

This reptile is found inhabiting the greater part of Central and Southern Europe, including France as far north as Paris. It is very common in the south of that country, all over Italy and the south of Switzerland ; is found in Sicily, Greece, Poland, Austria, the Crimea, and Barbary.\*

This is a really fine lizard, large, beautiful, and attractive, at least as much so as a reptile can be. Its entire length seldom exceeds fifteen inches, though sometimes attaining eighteen inches in the Morea. Although the colouring is very variable, green is a prevailing tint. The upper surface is sometimes of a uniform green, at others green with yellow spots, and occasionally brown with green or white markings, rarely brown with white streaks edged with black. The lower surface is usually yellow. It occurs on hedge-banks and grassy places.

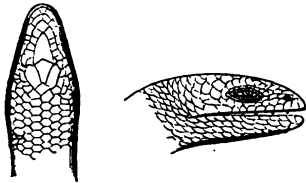
\* Lord Clermont's "Quadrupeds and Reptiles of Europe," p. 185.

It is of a rather tractable nature, submits to confinement, and ultimately becomes familiar, for which reason it is not an uncommon pet in the warmer countries of Europe, where it is chiefly found; and is occasionally imported into this country for a like purpose. If it really cannot be proved to be truly indigenous to Great Britain, all we can say is, 'the more's the pity,' because it would be a handsome addition to the reptile fauna of any country, and being inoffensive and tractable, could be welcomed without regret.



**Enlarged view of the upper surface of the head of the Green Lizard (*Lacerta viridis*) showing the form and arrangement of the plates.—Milne-Edwards, t. 8, f. 3.**

## THE BLINDWORM.

(*Anguis fragilis.*)

IN external form, the Slow-worm so much resembles a little snake that those of our readers who have not delved deeply in the mines of Reptilian knowledge will, at first, evince surprise at finding it amongst the Lizards, in company with whom it is placed by scientific men. But as much as first appearances are opposed to this union, a closer examination will prove that it is 'the right thing in the right place.' The most convincing proof of this is to be found in the fact that, although not possessed of external legs, the rudiments of these organs are concealed beneath the skin. The eyes, again, are furnished with moveable eyelids—a phenomenon not oc-

curring amongst the Snakes, but found in the Lizards. Then, again, the jaws of serpents are so constructed as to expand sufficiently to admit as large a body as will pass down into the stomach, whilst in the Blindworm this is not the case. The tongue, also, is notched at the point, but not cleft or forked, as in the Ophiidians. Finally, the back, belly, sides, and tail are all covered with small rounded scales, which, as we shall see shortly, is by no means the case with serpents. For these reasons, and some others too technical to deserve a place here, the Blindworm, or Slow-worm, is classed with Lizards, and is, in fact, a Lizard without visible legs.

This anomalous reptile is found all over Europe, except the most northern countries, and, again, we must except Ireland; but in England and Scotland it is very common. Being less susceptible of cold, it is found further north, and comes out from its hybernaculum earlier than most other reptiles. Like the snakes, it casts its slough, which it leaves behind, and does not attempt to devour. This is generally turned 'inside out,' as in the snake and viper; but the tail portion is sometimes excepted: out of this the tail is sometimes drawn without the skin being reversed. When in confinement the slough usually comes off in fragments.



Like the viper and the scaly Lizard, the Blindworm is ovo-viviparous—*i. e.*, its young are brought forth alive, from 7 or 8 to 10 or 12 at a birth.

There is one peculiarity in this reptile, which is met with in no other British species; whence its specific name of *fragilis* is derived. When attacked, alarmed, or taken hold of, it becomes rigid; and in this condition any effort to bend it results in breaking off a portion of the tail; a slight blow will sever it in the same manner; and when taken hold of by the tail it will sometimes make its escape, leaving that extremity in the hand. Within certain limits it has also the power of replacing the broken part; for a short conical tip at length occupies the place of the severed tail. It is very inoffensive, quiet, timid, and retiring in its habits; and is, in fact, a model of reptile virtues, without possessing any taint of reptile vices. Like some friends, it 'improves upon a closer acquaintance.'

Mr. George Daniel has given us some of the most complete observations on the habits of this reptile:—"A Blindworm that I kept alive for nine weeks would, when touched, turn and bite, although not very sharply; its bite was not sufficient to draw blood, but it always retained its hold until released. It drank sparingly of milk, raising the head when drinking. It fed

upon the little white slug, so common in fields and gardens, eating six or seven of them, one after the other; but it did not eat every day. It invariably took them in one position. Elevating its head slowly above its victim, it would suddenly seize the slug by the middle, in the same way that a ferret or dog will generally take a rat by the loins; it would then hold it thus sometimes for more than a minute, when it would pass its prey through its jaws, and swallow the slug head foremost. It refused the larger slugs, and would not touch either young frogs or mice. Snakes kept in the same cage took both frogs and mice. The Blindworm avoided the water; the snakes, on the contrary, coiled themselves in the pan containing the water which was put into the cage, and appeared to delight in it. The Blindworm was a remarkably fine one, measuring fifteen inches in length. It cast its slough whilst in my keeping. The skin came off in separate pieces, the largest of which was two inches in length, splitting first beneath, and the peeling from the head being completed the last.”\*

As will be seen on comparing this extract with some of our own observations, it does not entirely accord in all its minor details. For

\* Note to White's "Selborne," Bennett's edition.

instance, in its food ; for, although it is not at first disposed to eat in confinement, it becomes at length more sociable, and will then eat earthworms as freely as slugs.

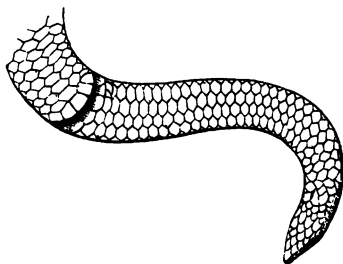
Of all the guiltless beings which are met with, we have none less chargeable with criminality than the poor Slow-worm ; yet none are more frequently destroyed than it, included, as it is, in the general and deep-rooted prejudice attached to the serpent race. The viper and snake, though they experience no mercy, escape often by activity of action ; but this creature, from the slowness of its movements, falls a more ready victim. We call it a 'blindworm,' possibly from the supposition that, as it makes little effort to escape, it sees badly ; but its eyes, though rather small, are clear and lively, with no apparent defect of vision. The natural habits of the Slow-worm are obscure ; and living in the deepest foliage and the roughest banks, he is generally secreted from observation ; but loving warmth, like all his race, he creeps, half torpid, from his hole, to bask in spring-time in the rays of the sun, and is, if seen, inevitably destroyed. Exquisitely formed as all these gliding creatures are, for rapid and uninterrupted transit through herbage and such impediments, it is yet impossible to examine a Slow-worm without admiration at the peculiar

neatness and fineness of the scales with which it is covered. All separate as they are, they lap over and close upon each other with such exquisite exactitude, as to appear only as faint markings upon the skin, requiring a magnifier to ascertain their separations; and to give him additional facility of proceeding through rough places, these are all highly polished, appearing lustrous in the sun, the animal looking like a thick piece of tarnished copper wire. When surprised in his transit from the hedge, contrary to the custom of snake or viper, which writhe themselves away into the grass in the ditch, he stops, as if fearful of proceeding, or to escape observation by remaining motionless; but if touched, he makes some effort to escape. This habit of the poor Slow-worm becomes frequently the cause of his destruction.\*

This species is generally about ten inches in length, and rarely exceeds fourteen inches. Its general colour on the upper surface is of a brownish grey, with a silvery or bright steel-like appearance. There are commonly several parallel rows of minute darker spots along the sides, and one down the middle of the back. Underneath it is of a bluish black, with a whitish network. The young at first are whitish, then


\* Knapp's "Journal of a Naturalist," p. 309.

of a light yellowish grey above, with a black line running down the back, and with black bellies. The mature reptile is cylindrical, or slightly squared, in form, gradually decreasing towards the tail, which ends abruptly. The latter often equals the body in length, and is covered above and below, as well as the body, with small, rounded, closely-fitting scales. The eyes are small, and provided with moveable eyelids. The tongue is broad, but not very long, and notched at the tip ; and the teeth are minute, and slightly hooked.



THE TAIL.

## THE COMMON SNAKE.



(*Tropidonotus natrix*. Dum. & Bibr.)

A mass of Snake's eggs from a dunghill.

EVERYBODY involuntarily shudders at the name of a snake. Very few possess courage enough to attempt staring one out of countenance, or staying to count the number of scales on its head. Fancy oneself deeply intent, with nose unusually low, seeking the ruddy wild strawberry on a sunny hedge-bank, and even whilst smacking the lips with the relish of the tart

little fruit but lately conveyed there, about to pluck another yet larger and redder, when lo! beneath our very fingers glides the sleek, attenuated form of the reptile—ay, within ten inches of our depressed nose. Under such circumstances, should we be surprised at finding ourselves starting back; at feeling a slight and momentary sensation, as of a drop of water trickling down our back; or at forgetting to observe whether the intruder was really a viper or a snake?

What is called the Common or Ringed Snake with us, is really the most common snake in Europe. It is found in almost every country from Sweden in the north, to Sicily in the south, excepting Ireland, whence it is said to have been banished by the good Saint Patrick, and in the extreme north of Russia, whence it is probably excluded by the temperature, independent of saintly proscription. In Britain it is far more common in the South than in the North; some have even had the temerity to deny its occurrence in Scotland, but apparently without good foundation. Attempts have been made to introduce it into Ireland, an account of one such being narrated in Bell's "British Reptiles." But the hand of every true Irishman was armed against the innovation, and the imports soon suffered extermination.

However one may shudder at the sight of a snake, this species is perfectly harmless, indeed rather tractable under confinement, and certainly, in common with the rest of its tribe, exceedingly graceful in its undulations, and possessed of a truly fascinating eye. As we write this paragraph, a lively individual about two feet in length is gazing intently at the movements of our fingers, as if to divine therefrom whether any malignant libel is being penned, or whether the movements are those of flattery.

This species is truly oviparous. Its eggs, from sixteen to twenty in number, attached together by a glutinous secretion, are deposited in some favourable locality, as a dunghill, and are hatched by the heat developed, or that derived from direct exposure to the sun. In this circumstance it will be seen to differ from the viper. Knapp gives a good account of a nest of snake's eggs :—

My labourer, this July the 18th, in turning over some manure; laid open a mass of snake's eggs, fifteen only ; and they must have been recently deposited, the manure having very lately been placed where they were found. They were larger than the eggs of a sparrow, obtuse at each end, of a very pale yellow colour, feeling tough and soft, like little bags of some gelatinous substance. The inner part consisted of a glareous matter like that of the hen, enveloping the young snake, imperfect, yet the eyes and form sufficiently defined. Snakes must protrude their eggs singly, but pro-



bably all at one time, as they preserve no regular disposition of them, but place them in a promiscuous heap. At the time of protrusion they appear to be surrounded with a clammy substance, which, drying in the air, leaves the mass of eggs united wherever they touch each other. I have heard of forty eggs being found in these deposits ; yet, notwithstanding such provision for multitudes, the snake, generally speaking, is not a very common animal.\*

Having deposited her eggs, the female appears to have no further care or thought of her progeny. She neither watches over them to preserve them from injury, nor, when hatched, does she take them under tuition in the tortuous policy of a snake's existence. The incubation of snakes was a knotty point widely discussed when the Python of the Zoological Gardens laid eggs, which were never hatched.

This snake, in common with others, changes its skin at intervals, but not, as has been stated, at regular periods, or once a year ; but sometimes four or five times during the year, and often less, according to circumstances. In this 'sloughing' process the reptile bursts the cuticle about its neck, draws out its head, the old skin is thrust back, and the snake crawls out. In this process the skin is turned inside out, and left on the grass to scare unwary females into the belief that they have seen a

\* Knapp's "Journal of a Naturalist," p. 306.





snake, little dreaming that they have only been shuddering at its old clothes.

*What does the snake eat?* — Undoubtedly it delights in frogs, young birds, birds' eggs, and even mice. Imagine the little shudder and start in which we indulged in boyhood, on putting our hand, with felonious intent, into a bird's nest (we couldn't see into it), and finding our fingers come in contact with the smooth cold folds of a coiled-up snake! It was the last time we *felt* for eggs before *seeing* them. That was an experiment too satisfactory in its results to require repetition. The author already quoted gives an interesting account of a snake's meal: — "If it be a frog, it generally seizes it by the hinder leg, because it is usually taken in pursuit. As soon as this takes place, the frog ceases to make any struggle or attempt to escape. The whole body and legs are stretched out, as it were, convulsively, and the snake gradually draws in first the leg he has seized and afterwards the rest of the animal, portion after portion, by means of the peculiar mechanism of the jaws, so admirably adapted for this purpose. When a frog is in the process of being swallowed in this manner, as soon as the snake's jaws have reached the body, the other hind leg becomes turned forwards; and as the body gradually disappears, the three legs and the head are seen standing

forwards out of the snake's mouth, in a very singular manner. Should the snake, however, have taken the frog by the middle of the body, it invariably turns it, until the head is directed towards the throat of the snake, and it is then swallowed, head foremost." The frog is not only alive during the above process, but often after it has reached the stomach. Mr. Bell says, "I once saw a very small one, which had been swallowed by a large snake in my possession, leap again out of the mouth of the latter, which happened to gape, as they frequently do immediately after taking food."

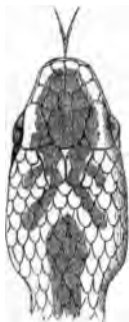
During the present summer a gentleman of our acquaintance saw a lad kill a snake in a wood. It was a very large one, and the boy cut it open along the under surface with his pocket-knife. By this means a full-sized frog was liberated from the stomach of the snake. It was very lively and soon hopped away. Why may not young vipers remain as long with equal ease in the stomach of their parent?

The snake is very fond of the water, and may often be surprised coiled up in sunny weather with its head out enjoying the luxury of a bath. It will dive after the water-newts, especially when rather hungry, bringing them to the shore in its mouth and devouring them upon dry land. Some kinds of snake have been detected catch-

ing fish ; but whether this was merely an idiosyncrasy on the part of one or two individuals, or whether it is a confirmed habit, we are not in possession of sufficient evidence to determine. Such a predilection on the part of the common snake we have not yet heard of. This reptile is generally found in wet situations, or not far from water, whilst the viper evidently prefers a drier locality. We have heard of vipers being found on marshes, but are doubtful whether the creatures so called were not common snakes.

The entire length of this species is generally over two feet, sometimes exceeding three feet, and rare instances have been recorded, of which several occur in the pages of the *Zoologist*, of its reaching, and even exceeding, four feet. The female is usually the largest. The colour of reptiles is very prone to variation, but the tint of the upper surface in this species is generally of a brownish-grey with a greenish tinge, sometimes nearly that of an ash stick. Along the back are two parallel rows of small black spots, with a series of larger blotches of black of variable sizes along each side. The under surface is of a dull lead-colour, sometimes mottled. The scales and their arrangement, especially on the head, differ from those of the viper. In the common snake the head is covered by large

plates, of which there are three between the eyes, and those above and below are arranged in pairs. The scales along the back are oval and distinctly keeled, with those of the sides broader, and less keeled. On the belly the plates are single, extending from side to side, and about one hundred and seventy in number; but in this there is also variation. The under plates of the tail are in pairs. Behind the head is a broad collar or a pair of spots of a bright yellow colour, behind which are black spots. The teeth are in two rows in both upper and lower jaws, and the tongue is forked to one-third of its length.



VIPER.



SNAKE.

## THE SMOOTH SNAKE.



(Coronella lævis. Boie.)

THERE can be little doubt that this reptile has been occasionally found in this country for many years, although it is only recently that it has received the name to which it appears to be entitled, and therewith its true place in our reptile fauna. It is somewhere about half a century since Mr. Simmons caught a curious little snake near Dumfries, which appeared to differ so much from the common ringed snake that Sowerby figured it in his "British Miscellany,"\* and called it the Dumfries snake (*Coluber Dumfriensis*). After this, the account and a copy of the figure appeared in Loudon's "Magazine of Natural History."† When Professor Bell published his account of the British Reptiles, he gave these particulars, but at the same time

\* Sowerby's "Miscellanies," iii. t. 3. † Vol. ii. p. 438.



expressed a doubt whether the specimen was not an immature one of the common species.\* As the specimen is not in existence, it cannot be positively affirmed what it was; but, from the description, there is reason to believe it was really the first recorded capture of the snake whose name stands at the head of this chapter. "It was about three or four inches in length, of a pale-brown colour, with pairs of reddish-brown stripes from side to side, over the back, somewhat zigzag, with intervening spots on the sides. The abdominal plates were 162, those under the tail about eighty. The most remarkable peculiarity mentioned, however, is, that the scales are extremely simple, not carinated."

Towards the close of 1859 the Hon. Arthur Russell sent to the British Museum a female specimen of the Smooth Snake, which was taken by a resident near the flagstaff at Bournemouth, Hampshire, and Dr. Gray communicated a notice of the fact to the *Zoologist* (p. 6731). Supplementary to this notice, the editor added a description of the reptile from Lord Clermont's work. In the next number a communication appeared from Mr. Frederick Bond, in which he stated,—“I captured a specimen of the new British snake five or six years ago, in June, near Ringwood,

\* Bell's "Reptiles," 2nd ed. p. 60.

Hants. I thought at the time I had something new, but, not taking much interest in the reptiles, it was put into spirits and forgotten until I saw Dr. Gray's notice. I have sent this specimen to the British Museum, so that any one may see it."\*

Nothing more was heard of the Smooth Snake in Britain till the year 1862, when, between October and December, several communications appeared in the *Field*, and Mr. Buckland seemed to claim its discovery as an addition to the British Fauna. Mr. Bartlett, of the Zoological Gardens, Regent's Park, ultimately published an account, in which he stated,†—"It was on the morning of the 24th August, 1862, I saw for the first time one of these animals, Mr. Fenton having stopped me as I was driving along the road in the Regent's Park, and taking from his pocket what I then thought was a viper, asked me if I would accept it for the Zoological Gardens." From the Proceedings of the Zoological Society we learn that, on one occasion, Mr. F. Buckland exhibited this specimen, and ultimately‡ several others, which had been found in this country. So deficient, however, in all the necessary details of date, place, and circum-

\* *Zoologist*, p. 6787. † *Intellectual Observer*, iii. p. 149.

‡ November 11th, 1862.

stances of capture were these recent accounts, that, had there not been prior and more satisfactory records in existence, it would have been doubtful whether, on such incomplete details, it had been prudent to recognize the Smooth Snake as a British native. All who have devoted themselves to the study of the natural history sciences know how very essential it is that the evidence of the occurrence of any new, or supposed new species, should be complete and authentic. Deficiencies in these respects have heretofore caused infinite trouble, and too great prudence cannot be exercised in the endeavour to prevent their occurrence again. In this case we think the evidence sufficient, as above detailed, for the recognition of the present species as a true native.

The Smooth Snake inhabits central and southern Europe, is found in various parts of France, but is not very common in the south of that country: it occurs in Sicily and in the whole of Italy and its islands, but is more frequent in the north than in the south of that peninsula; it is included in the fauna of Galicia and the Bukovina, Silesia, and Carniola; it is common in Switzerland, near Zurich, but rare in Belgium, where it has been met with near Louvain, and on the right bank of the Moselle. Schinz states

that it has been found in Sweden, but it is everywhere less abundant than the common snake.\*

In reference to the occurrence of this snake in Sweden, Mr. Wheelwright, in a communication to the *Field* newspaper,† says, "It is common on most parts of the Continent, and by no means rare in Sweden. It is met with as far north as Upsala, but nowhere more common than around Gothenburg. We call it in Sweden the 'Slat Snok' or smooth snake; and in this lies the principal distinguishing mark between it and the common ringed snake. In the common snake the scales on the upper parts of the body are imbricated, those on the back being lancet-shaped, and distinctly keeled along the middle, whereas in the Smooth Snake the scales are oval, altogether smooth, without the slightest indication of a keel." As far as I can observe, with us the Smooth Snake appears to be partial to stony tracts; it is perfectly harmless, and its principal food appears to be mice; and one which was kept a long time in confinement would not touch a frog. With us it rarely exceeds about two feet in length; it appears to be of a much tamer and more companionable nature than the common snake. A most singular thing is that,

\* Lord Clermont's "Quadrupeds and Reptiles of Europe."

† The *Field*, October 18, 1862.

according to Schlegel, the female brings forth living young. He says, "The eggs take three or four months to hatch inside the mother, and in the end of August she brings forth about twelve young, which are at first altogether white." This latter point was definitely set at rest by the fact of a snake of this species, caught in the New Forest, giving birth to six young ones whilst in confinement. Mr. Buckland gave a full account, at the time, of the circumstances connected with the history of this reptile progeny. "The old mother snake is coiled up in a graceful combination of circles, her little family are nestled together on her back; they have twisted their tiny bodies together into a shape somewhat resembling a double figure of 8, and there they lie basking at their ease in the mid-day sun. The old mother is vibrating her forked tongue at me; the little ones are imitating their mother's actions, and are vibrating their tiny tongues also; the mamma's head is most beautifully iridescent in the sun, and her babies are in this respect nearly as pretty as their mother. They are about five inches long, about as thick as a small goose-quill, and smoother than the finest velvet. Their eyes are like their mother's, their tails are unlike their mother's; she has lost the tip of her tail—her young ones have not, they are tapered off to a point as sharp as a pin.

Their skins are of a brownish-black colour, and marked like their mother's, only that these markings are not yet well developed. The scales on the under parts of their bodies are of a beautiful pale glittering blue; altogether they are real little beauties." \* Evidently the writer of these lines looked upon his pets with the eyes of a connoisseur, and had they been anything else but snakes no doubt the ladies would have made a rush at him to have secured pets to ornament their boudoirs. Amongst the interesting communications which appeared at the time relative to the Smooth Snake, was one from Dr. Günther, our best authority in serpent lore. "A large male specimen of this snake," he says, "which I kept for a long time on account of its tameness, fed exclusively on lizards, never on mice or frogs. After having fed it for some time with ordinary-sized lizards, proportionate to the size of the snake, I brought a very large specimen of *Lacerta agilis* to its cage, in order to try the strength of the snake. The lizard was immediately seized; but after a long fight, during which the lizard several times appeared to be entangled in the writhings of the snake, always managing, however, to free its head which had been seized by the snake, the latter changed the point of attack,

\* The *Field*, October, 1862.

and got hold of the tail of the lizard. This, of course, broke off, and was devoured by the snake. From this time the snake always seized the tails of the lizards given him for food, without further attacking them; nor, if tailless lizards were put to him, would he attempt to devour them.”\*

Still more recently Dr. Opel has contributed to our knowledge of the habits of this snake, especially when under confinement.† From his observations it would appear that the ground colour for the six or seven days succeeding ‘sloughing’ is of a beautiful steel-blue, which from that time gradually fades, until at last it settles into a dirty brownish-yellow. One of the specimens on which Dr. Opel’s observations were made was captured by him in the Fürstensteiner Grund, near Salzbrunn, in Silesia, and carried to Dresden closely packed in a tin case. After a journey of eight days in this manner, it was in good health, and gave no signs of exhaustion. Minute particulars are given of three separate ‘sloughings,’ which took place during one year in the months of June, July, and August; but he adds there can be no doubt that, in the wild state, the first sloughing commences in April. “Immediately upon losing its skin follows a

\* The *Field*, September 13, 1862.

† The *Zoologist*, p. 9505.

desire for food; at the same time the prisoner makes numerous attempts to escape, and is altogether restless and excited, though at other times it lies quietly in a corner of its cage." After alluding to the fact that it is of rare occurrence for any one to observe the *Coronella* taking its food, Dr. Opel gives an interesting account of a contest between one of his snakes and a Slow-worm (*Anguis fragilis*).

In the year 1857 I was in possession of such a number of snakes of various species that I was obliged to place my *Coronella* in the same cage with a Blindworm, which had been there for some time already. The two appeared to be good friends, and took no particular notice of each other. Both passed into their winter sleep as the cold came on; and, with the return of spring, again woke up and shared the cage in peace, coiled up together on the side where the sun's rays struck warmest. The Blindworm ate freely of the earthworms offered to it, though all attempts failed to induce the *Coronella* to take any food. Small lizards placed near it were allowed to crawl away without notice, and even young mice were disregarded. One morning (May 9) I observed a great commotion in the cage. At this time the *Coronella* had not cast its skin, nor had it eaten anything for nearly nine months. The Blindworm was striving to escape the fixed gaze of its companion, which was following it all over their prison. I placed some fresh water in the cage, and just at that instant the snake threw itself with irresistible force upon the Blindworm, fixed its teeth into its head, and flinging fold after fold of its body round its victim, held it in a vice-like grip, exactly after the manner of the giant serpents of the tropics. So tightly, indeed, did it embrace the unhappy Blindworm, that the contents



of the latter's intestinal canal were violently forced out, and scattered over the glass sides. Each desperate struggle of the Blindworm was followed by a closer grasp on the part of the Coronella, which looked exactly like a roll of tobacco, through which the extreme end of the Blindworm's tail protruded.

Of course this contest ended in favour of the snake; and the Blindworm was slowly devoured. This latter act occupied more than three hours; for the Blindworm was a large one, measuring eleven inches in length. After its meal, the Coronella refreshed himself with a bath, and seemed to take great pleasure in the water, which doubtless served to mitigate the great heat of its very rapid digestion. So active is that, that Dr. Opel remarks: "I have known the portion of the prey enclosed in the stomach to be in a state of decomposition while the other portion was still outside the jaws." When bathing, the Coronella generally takes great care not to immerse its head, except during very warm weather, and then it will keep its head beneath the surface for a quarter of an hour at a time.

In reference to its hibernation, Dr. Opel observed that this was neither so long nor deep as in many other reptiles. Nor did the Coronella bury itself in the sand, but always stretched itself, and slept on the surface. The vitality of this species appears, however, to be one of its


leading characteristics, as may be gathered from the following circumstance :—In the autumn of 1858 Dr. Opel was obliged to be absent from home for five weeks. Having no one with whom to intrust his pets, he packed them into a vasculum which was attached to his knapsack, and used by him for botanical specimens. In this they travelled the whole time he was from home. They did not appear to be in the least affected by the close confinement to which they were subjected, but returned to Dresden in safety and good health. For its home, he says that it chooses in preference rocky ground, overgrown with wood, secreting itself among stones and thick moss. Though nowhere so common as the Ringed Snake, several localities are named in Saxony in which this species is found.

This reptile belongs not only to a different genus, but also to a different tribe of Colubrines, to the Ringed Snake. Dr. Günther's brief description of the species is :—"Scales in twenty-one rows, and scales bifid ; upper labials seven. Brown. Back with two (sometimes confluent) series of irregularly rounded dark spots. Hinder maxillary tooth smooth."\* In size and appearance it approximates more to the viper than the snake, but, like the latter, is perfectly harmless.

\* Dr. Günther's "Catalogue of Reptiles in British Museum."

It never attains a great length, the maximum being scarcely two feet. "The head is but slightly distinct from the body; the tail short and strong at the base; the eyes small; the rostral plate presses much upon the muzzle, and is of a triangular form, with its top pointed; there are seven labial plates on the upper lip on each side, the third and fourth of which touch upon the eye; the scales of the body are smooth, rhomboid, in nineteen longitudinal rows. The plates on the belly number from 160 to 164; those on the under surface of the tail from sixty to sixty-four pairs. The upper maxillary teeth are on the same line with the others, and longer. The upper parts are greenish-brown, with two parallel rows of black markings along the back, more distinct towards the head than in the hinder portion; sometimes the spots on the back are small and few in number. The lower parts have a lighter ground-colour, but are often much darkened by black markings."\* We have been more prolix in this description than otherwise we should have been; but it is desirable that a minute detail of the chief features of this snake should be disseminated in order that it may be recognized and recorded, so as more fully to establish it as a truly indigenous species.

\* *The Zoologist*, p. 6731.



E. Coote's fish and rept.

*Smooth Snake*

1

.

.

.

Of its disposition we at present know but little from experience. Mr. Bartlett says,—“I could not help observing that it is much more fierce than the common snake; it bit me several times, but without any injury to the skin, in consequence of the shortness of its teeth.” And this is confirmed by Dr. Opel, who says that, as a rule, it is irascible and ever ready to bite. In this, however, individuals vary. While the two he procured from Silesia never attempted to use their teeth, were particularly gentle, and suffered themselves to be taken up without making any effort to escape, others would bite at the finger on the slightest provocation, and hang on by their teeth, so that it took some little violence to remove them. He makes, however, one very consolatory observation upon this portion of his experience, to the effect that he never found the slightest inflammation or other ill consequence follow from the bite; and from numerous experiments he fully bears out opinions elsewhere expressed, that neither mammals nor birds are in the least degree affected by the bite of the *Coronella lavis*, or ‘Smooth Snake.’



## THE VIPER, OR ADDER.

*(Pelias Berus.)*

FORTUNATELY for us, the present is the only venomous species which inhabits our island, and this is by no means equal to the venomous little reptiles of tropical countries in poisonous power. In Scotland, the Adder is common, whilst the Ringed Snake is but little known, and in England and Wales it is as abundant as any could wish. Of course it is unknown in Ireland. Whether Saint Patrick did or did not banish them, matters little; it is, however, certain that in these latter times no snake-like reptile is to be found there. The Viper, or Adder, for in some districts it is known by one name and in some

by the other, is not such a lover of water as the Snake, and may generally be found in dry woods and heaths, in sandy banks, and similar localities. It has been said that they are more than usually common in the dry woods on the chalky soil of Kent, and they certainly come nearly within the sound of Bow bells, for they have been met with in the little woods around Hampstead, Highgate, and Hornsey.

It is a common belief that the venom of the Viper, and other serpents, is almost innocuous in winter, that its virulence is proportionate to the heat of the weather, whether at home or abroad; and that the snakes of tropical climes are more deadly venomous than those of temperate countries, on account of the greater heat. Recently Dr. Guyon has set himself to investigate this subject, especially whether the poison is innocuous in winter, with the following results:—

Regarding its violence, he says there is a general belief abroad that it is much more powerful in summer than in winter; but this he does not consider well authenticated, and quotes against it the case of one Drake, an exhibitor of snakes, who, having in the summer of 1827, at Rouen, handled a rattlesnake which he took to be dead, while it was only benumbed by the cold, was bitten by it and died in the course of



nine hours. From a considerable number of observations, Dr. Guyon concludes that the intensity or power of the venom is less owing to difference of season than to the length of time it has been accumulating in the reservoir of the reptile; and the greatest accumulation necessarily occurs during winter, because the animal is in a torpid state and does not take any food during that season. So it was in the case of Drake, and so Dr. Guyon found it in that of a horned viper which had been given to him at the caravanserai of Sidi-Makhlouf, Algeria. This reptile had been put into a bottle, which had since remained hermetically closed. It had been in there for six weeks, without food and without air, and looked quite dead, since it could not stir in the bottle, which it filled entirely. And yet, on opening the bottle, the doctor found the reptile perfectly sound, and saw it kill a large fowl instantaneously with its sting. Our author quotes another case, that of a scorpion, that had been kept in a bottle for a long time, and on being released killed two sparrows in less than a minute, and a pigeon in three hours.

A circumstance has come to our knowledge which occurred in Warwickshire, of a boy that was bitten by a viper during the winter :—

The 19th of January, 1864, was an unusually warm and sunny day for the time of year. A boy, aged 11 years,

started for a walk to Kenilworth, about two miles from the village where he lived. Under one part of the road flows a small brook. The boy had his dog with him, and he wished to see whether he would follow him across, as the stream was shallow, and there were some large stones to step upon. The opposite bank is rather steep, and there were several large pieces of wood and roots projecting from it. One of his leggings was caught in the roots and became unfastened, whereupon he sat down on one of the stumps to refasten it and watch his dog in the water, but not for more than two or three minutes. They then started off again, and had not gone more than a quarter of a mile before the boy felt a sharp pain in his wrist. On looking at his wrist he saw plainly, and to his great horror, three little punctures and places, as though a nettle had stung him. His first impression was that he had been bitten by an adder, and he immediately tried to bite out the piece of flesh. The first time he could not manage it, and after two unsuccessful attempts, the third time he bit out the flesh sucked the wounded part, and at intervals spitting out the poisoned blood.

Being fond of natural history, he remembered reading some of the particulars about the bite of an adder, and was frequently in the habit of expressing his fear of going where the grass was long, lest he should meet with one. He went on a little farther, but feeling faint and weak, and getting frightened about the bite, he returned home. On arriving there he could hardly speak, from excitement and the haste he had made ; but his first words were : "Mother, I think I have been bitten by an adder : though I did not see one, I feel and see on my wrist the hard white swelling which always comes after a bite."

His mother immediately put his arm into very hot water, and then applied a bread and oil poultice. When the doctor arrived, he said all was done right, and the boy had saved his own life by the courage and presence of mind he had

shown in at once biting out the piece of flesh. The poison, however, had swelled up his arm through his veins as high as his shoulder ; but by the next day this black streak of poison apparent in the veins of his arm had completely disappeared, and in the course of a few weeks the boy was perfectly restored to health.\*

The poison apparatus of the viper (see wood-cut at the head of this chapter) consists of the *gland* in which it is secreted, the *duct* or canal along which it travels, and the *fang* by means of which it is injected. The *gland* is placed at the side of the head (*a*), and consists of an assemblage of lobes. The substance is soft and yellow, with a spongy appearance. The *duct* or canal through which the poison is conveyed to the fang is a narrow cylindrical tube (*b*) swelling in the centre of its course into a kind of reservoir, and terminating at the base of the fang (*c*). This latter is a tooth in the form of a tube, much longer than the other teeth, and curved (*d*). It is placed in the upper jaw, one on each side of the mouth. Behind these are the similarly shaped, but smaller, fangs of replacement. On the outer surface of the fang, near the apex, is an elongated opening or slit (*e*), from which a canal passes through the hollow in the interior of the tooth and is united to the duct which communicates with the poison-gland.

\* Hardwicke's *Science Gossip*, vol. i. p. 131.

These fangs fall backwards, and lie concealed in a groove of the gum when not in use.

The following elaborate description of the mode by which the Viper wounds and envenoms its prey scarcely leaves anything to be desired : —“When a viper is struck, it first coils itself up, leaving its head in the centre or at the summit of the coil, and drawn a little back, as if for the purpose of reconnoitering. Speedily the animal uncoils itself like a spring. Its body is then launched out with such rapidity, that, for a moment, the eye cannot follow it. In this movement the viper clears a space nearly equal to its own length; but it never leaves the ground, where it remains supported on its tail or posterior portion of the body, ready to coil itself up again and aim afresh a second blow, if the first should fail. To do this the Viper distends its mouth, draws back its fangs, arranges them in the right direction, and then plunges them into its enemy by a blow of the head or upper jaw: this done the fangs are withdrawn. The lower jaw, which is closed at the same moment, serves as a point of resistance and favours the entrance of the poison-fangs; but this assistance is very slight, and the reptile acts by striking rather than biting. There are times, however, when the Viper bites without coiling itself up and then darting forth. This occurs, for instance,

when it meets with some small animal, which it destroys at leisure and without anger, or when it is seized by the tail or middle of the body, in which case it turns round and plunges in its fangs. As the teeth are buried in the tissues of the body struck, the poison is driven down the canals which pass through them by the action of the muscles which close the mouth, and the injection takes place with a force proportionate to the vigour and rage of the reptile, and the supply of poison with which it is furnished.”\* In the bite there are two punctures corresponding to the poison-fangs.

It has been taken for granted that the bite of the Viper proves fatal in this country, without perhaps a knowledge of instances in which it so terminated. Professor Bell declares that he had never seen a case which terminated in death, nor had he been able to trace to an authentic source any of the numerous reports of such a termination which have at various times been confidently promulgated.† Nevertheless, so recently as the present summer (1865), a case was reported in the papers, in which a woman was bitten in Epping Forest, and shortly afterwards died; and we know that in France and other continental countries many in-

\* M. Moquin-Tandon's "Zoologie Médicale."

† Bell's "British Reptiles," p. 59.

stances are recorded. Bedard, in his lectures, relates a case of a young man in the neighbourhood of Angers, who, falling down in a meadow, was bitten by a viper in several places, and died in consequence in a few hours. Matthiöle records an instance in which a countryman falling down in a meadow happened to divide one of these reptiles in the middle; he seized the portion of the trunk to which the head was attached, in an awkward manner, and was in consequence bitten in the finger, and died from the effects of the wound. It should be remembered in connection with these instances, that the reptile which is regarded as the common viper in France is the *Asp*, and not the same species as that which occurs in Britain, whilst our Viper, not uncommon also, is called the Little Viper. The former of these is doubtless more venomous than the latter.


It may be of interest to record here the experiences of a sufferer from the bite of a viper, and the mode of treatment resorted to:—

The viper was very sluggish; but on touching it, and endeavouring to take it by the neck, as I had done before, it struck at me, and bit my left forefinger. I immediately threw it down and stamped upon it, and sucked the place, cutting it with a knife, and putting ammonia to it. Meanwhile, my brother went for the doctor, and before he came I began to feel very faint, and inclined to vomit. When he came, he cut two incisions in the finger, and tied it up at

the root, putting it into as hot water as I could bear. He also made me drink a quantity of ammonia and water, and then go to bed. The finger was very painful, and bled for a long time, and I was very feverish. The next day I got up, but was very weak, and there was a green mark all up from my finger, which was very large, to my left side, and all up my arm. The mark as far as the side was in a narrow line, but at the side it was in a large blotch. My finger was poulticed, and I had a cushion, dipped in water in which broken poppy-heads had been boiled, placed between my arm and side. The arm was much swelled, and I soon went to bed again. The next day I got up again, and from thence began rapidly to get well, and in a week had my arm out of a sling and my finger almost well. I was perfectly well by the day fortnight on which the bite occurred. These facts are, I need hardly say, perfectly true, and the more remarkable because olive oil was not used at all.\*

The Viper is ovo-viviparous, that is, the young escape from the egg just before, or at the time of parturition, the membrane being very thin and easily ruptured. From ten to twenty young are produced at a birth, and these are as vigorous and pugnacious as their parents immediately on their entrance into the world. Before the event takes place which ushers so many little reptiles into society, the parent female, then in a more sluggish and inactive condition than at other times, may often be observed lying in the full blaze of sunshine, to acquire from that source

\* *Science Gossip*, vol. i. p. 160.



T. Wey. del.

*Viper or Adder.*



1870

1871

1872

1873

1874

1875

1876

1877

1878

the heat which is essential, and which her own cold blood fails to supply.

Gilbert White says: "On August 4th, 1775, we surprised a large viper, which seemed very heavy and bloated, as it lay in the grass basking in the sun. When we came to cut it up, we found that the abdomen was crowded with young, fifteen in number, the shortest of which measured full seven inches, and were about the size of full-grown earth-worms. This little fry issued into the world with the true viper spirit about them, showing great alertness as soon as disengaged. They twisted and wriggled about, and set themselves up, and gaped very wide when touched with a stick, showing manifest tokens of menace and defiance, though as yet they had no manner of fangs that we could find, even with the help of our glasses." \* Again adverting to this, lest it should be considered that he favoured the popular notion that the Viper swallows its young on the advent of danger, he adds, "There was little room to suppose that this brood had ever been in the open air before, and that they were taken in for refuge at the mouth of the dam, when she perceived that danger was approaching; because then probably we should have found

\* "Natural History of Selborne," Lett. xxxi.

them somewhere in the neck, and not in the abdomen."

During the winter, vipers, snakes, and other reptiles retire to some snug spot to hibernate. At this period a company of vipers may sometimes be found locked in each others' coils, in a hole at the foot of a tree, or in some other out-of-the-way place. Here they remain without food till the spring, when they come out with the sunshine to enjoy themselves. During the summer, the "sloughing" process takes place, once or oftener, according to circumstances; the skin becomes loosened, turned back, and as the reptile glides amongst the grass its old coat is slipped off and left behind. It is much brighter in colour after this change than before.

*Does the Viper swallow its young?*—The belief has a firm hold in the minds of many, that, on the approach of danger, the young of the viper glide to their parent for protection, and that she opens her mouth, and, one by one, they pass down her throat, where they rest in security till the danger is past. To prove a negative is always a difficult task, but the effort to remove a prejudice must be even greater to be successful. Clergymen, naturalists, men of science and repute, in common with those who make no profession of learning, have combined in this belief, and to them we are indebted for many such

accounts as the following:—"Walking in an orchard near Tyneham House, in Dorsetshire, I came upon an old adder basking in the sun, with her young around her; she was lying on some grass that had been long cut, and had become smooth and bleached by exposure to the weather. Alarmed by my approach, I distinctly saw the young ones run down their mother's throat. At that time I had never heard of the controversy respecting the fact, otherwise I should have been more anxious to have killed the adder, to further prove the case."\* Nothing can well be more positive, clear, definite, and many would think *decisive*, than the foregoing; yet, so sceptical are some men on this subject, that they still dare to doubt whether there may not be some error in the observation. Let us advert to other witnesses, and evidence still more complete, and we do so with as earnest a desire for truth as the witnesses themselves, and to know that the debate is closed for ever.

J. H. Gurney, Esq., of Catton Hall, near Norwich, well known as an ornithologist, and especially for the splendid collection of Raptorial Birds in the Norwich Museum, which has been obtained chiefly through his instrumentality, in

\* Rev. H. Bond, South Petherton, Somerset, in *Zoologist*, p. 7278.

the year 1863 communicated to the *Zoologist* the following instance, told to him by a person in whose accuracy he had the fullest reliance. "John Galley saw a viper at Swannington, in Norfolk, surrounded by several young ones; the parent reptile perceiving itself to be observed, opened its mouth, and one of the young ones immediately crept down its throat; a second followed, but after entering for about half its length, wriggled out again, as though unable to accomplish an entrance. Upon this Galley killed and opened the viper, and found in the gullet, immediately behind the jaws, the young one which he had seen enter, and close behind that a recently swallowed mouse. Galley was of opinion that the first young viper which entered was unable to pass the mouse, and that consequently there was not sufficient room for the second young one, which endeavoured unsuccessfully to follow in the wake of the first." \*

To this we may add another instance corroborative, and yet more conclusive, on the faith of a clergyman with whose name and address we are furnished, and in whose testimony we have the greatest confidence. "Now, 'seeing is believing,' and I well remember having seen in my

\* *The Zoologist*, p. 8856.

boyhood—some thirty years ago—an instance of the fact, the truth of which is doubted because resting merely on the testimony of unscientific country people. Now, I have no pretensions to science, but I vouch for the truth—above referred to—of having, in my boyhood—when out on a birds'-nesting expedition, in a southern county, with some three or four companions—come suddenly upon a viper sunning her young brood on an open grassy spot in a broad hedge-row: hedge-rows were common in those days. Immediately she saw us, she began to hiss, and away went the young, previously some feet from her, 'helter-skelter' towards their mother; rushed into her mouth—expanded to an immense width for so small a creature—and down her throat, one over the other, while you could say 'Jack Robinson.' The space where she was recreating was some twenty feet square, so that before she could beat to cover, we, boylike, being armed with sticks, had beaten her to death. This done, one of the party with his knife opened the body, and out came again the little ones, all of which we killed. I do not remember the exact number, but my impression is that it was not more than six or eight." \* Another gentleman recently communicated to *Science Gossip* the following occurrence :—

\* *Science Gossip*, p. 108.

Some years since I was shooting in a wood, and came suddenly on a viper lying on a sunny bank. As soon as the viper caught sight of me, it began to hiss, and I distinctly saw several young ones, about three or four inches long, run up to the parent and vanish down its throat; and from the way in which the parent kept its mouth open, and the young ones glided into it, I should say they were accustomed to that sort of thing.\*

We must not forget that some time since the following occurrences were narrated in the *Zoologist*, by the editor himself, and whilst they strengthen the evidence of the Viper swallowing its young, further serve to establish the fact of *viviparous* reptiles being addicted to that habit. Both these illustrations refer to the "Scaly Lizard," which, like the Viper, brings forth its young alive. "My late lamented friend William Christy, jun., found a fine specimen of the common Scaly Lizard with two young ones; taking an interest in everything relating to Natural History, he put them into a small pocket vasculum to bring home, but when he next opened the vasculum the young ones had disappeared, and the belly of the parent was greatly distended; he concluded she had devoured her own offspring. At night the vasculum was laid on a table, and the lizard was therefore at rest;

\* *Science Gossip*, p. 160.

in the morning the young ones had re-appeared, and the mother was as lean as at first.

“Mr. Henry Doubleday, of Epping, supplies the following information :—‘ A person whose name is English, a good observer, and one, as it were brought up in natural history under Mr. Doubleday’s tuition, once happened to set his foot on a lizard in the forest, and while the lizard was thus held down by his foot, he distinctly saw three young ones run out of her mouth ; struck by such a phenomenon, he killed and opened the old one, and found two other young ones which had been injured when he trod on her.’ In both these instances,” Mr. Newman adds, “the narrators are of that class who do know what to observe, and how to observe it ; and the facts, whatever explanation they may admit, are not to be dismissed as the result of imagination or mistaken observation.”\*

We must confess that our own incredulity has been so staggered of late by these and similar instances, that we are by no means disposed to deny, because we cannot fully comprehend, the mystery of the process. It is admitted by some physiologists, if not by all, that there is no sound physiological reason against such an occurrence ; and, until we are convinced by better arguments

\* *The Zoologist*, p. 2269.



than have hitherto been advanced, we are bound to admit that in "our inmost hearts" there lurks a belief that the maternal viper has a knack of swallowing its young. Whether our scientific friends consider us renegade from the true faith or not, we will at least be true to ourselves.

Vipers were formerly held in some estimation as a medicine; Pliny, Galen, and others extolled their flesh for the cure of ulcers. Very recently, in the French tariff, they were subject to a duty of four shillings per pound. In Italy, a stew or jelly of vipers is said to be regarded as a luxury.

The poison of vipers still appears to have some reputation amongst medical men practising in the East. Dr. Honinberger, late physician to the Court at Lahore, seems to have had faith in it for "rumbling in the bowels." He thus details the manner in which he procured the virus, which on one occasion was obtained from the *Aspis Naja* :—

The man who brought the serpents to me, having wrapped his hand in a cloth, took them by the back of the neck, and, with a small stick, forced open the mouth, when, by means of a pair of forceps, I held a small lump of sugar under the tooth, above which is the bladder containing the poison; and, on his pressing the bladder with the stick, a drop of limpid fluid fell through the tubular tooth on the sugar, which I instantly deposited in a porcelain mortar, moistening it with a few drops of spirit, and commenced trituration; I then put the powder into a small phial containing one drachm

of proof spirit, shaking them together—when it was fit for use. I kept it in a box, secluded from light, and before administering it, shook it well up; one drop constituted a dose.\*

In concluding our account of this reptile, it may not be out of place to indicate the chief features by which the Viper may be distinguished from the Snake.


It is the *Snake* that is harmless, and the *Viper* that is venomous; the latter being probably less so in winter, and most dangerous in the hottest weather, because then the secretion is more rapid, induced by the greater activity of the reptile. The Snake is commonly the largest of the two, and is found in the dampest situations, generally in near proximity to water, in which it delights to bask. The Snake has large plates, or scales, upon its head, few in number; in the Viper they are numerous and small. The Snake has no continuous line of a darker colour running along its body, but is spotted all over; the Viper has a continuous line, zigzag and blotched, running down its entire length. The head in the Snake is more depressed and acutely pointed in front than in the Viper, which latter has a characteristic blotch something like the “death’s

\* Dr. Honinberger’s “Thirty-five Years in the East,” vol. ii. p. 230.

head and thigh-bones" of the "death's-head moth," on the top of its cranium. Whether or not its venom is fatal, we would strongly advise our readers not to permit the Viper to make an experimental dart at their shins. It is better to indulge in a shudder when only a harmless snake crosses our path, than make the mistake of hugging a viper to our bosom.

Snakes or vipers are not perhaps the easiest of all animals to be determined by a novice; at any rate they will require some little observation at first, until the eye is accustomed to see and recognize the differences whereby one species may be distinguished from another. There are nevertheless some points of difference more than usually distinct between the Viper and the Snake, which will be apparent on comparing the descriptions and figures. It may be premised that in depth and tone of colour there is considerable variation in some reptiles, and this is especially the case with the Viper, so that no reliance should be placed on that as a feature. In general colour it is often brownish or olive, but this may become nearly black, or it may be pallid grey, nearly white, or of a warm red-brown. The markings, however, are more permanent, a dark mark between the eyes, a spot on each side the hind part of the head, an obscure V, as though it bore the initial of its name on its crown, and a

broad zigzag line down the whole length of its body and tail, apparently formed by the confluence of a series of dark lozenge-shaped spots, with irregular triangular spots on each side, are the chief features in the markings of this species. The scales, less visible without a closer examination, are also distinctive. Those on the top of the head are *not* large plates as in the innocuous snakes, but a greater number of smaller scales, three being larger than the rest. The scales of the back and sides are distinctly keeled, and disposed in eighteen series. Those of the under parts vary in their number, but are generally from one hundred and forty to one hundred and fifty, with about thirty-five pairs to the tail. It is seldom so large as the common snake, and the female, as amongst rapacious birds, is the largest.



Winged Scarabæus and Asps, from an Egyptian ornament.

## THE COMMON FROG.



(*Rana temporaria*).

THIS reptile is common enough everywhere in Great Britain for us to dispense with any very lengthened description. It occurs all over Europe, from the south to the extreme north, it being abundant at North Cape and not uncommon in Italy. In Ireland also the Frog has become naturalized, it having been introduced about the beginning of the 18th century.

As the Batrachians or Amphibians, to which the toads, frogs, and newts belong, differ from the reptiles already described in their being at one portion of their existence entirely aquatic, and at other periods entirely, or in part, dwellers on the land, some account will be necessary of the transformations which they undergo. Pro-

fessor Quatrefages has well described these changes :—

In this group we meet with both complete and incomplete metamorphoses ; but here we find them marked by quite different features from those among insects. The changes do not appear to take place suddenly, nor is there anything like the apparently torpid condition of the pupa. All the transformations take place gradually, and as far as the external organs are concerned, the development may be closely watched by the observer.

The development of frogs presents another curious phenomenon. It is this : the young animal, after it has left the egg, and before it has become a larva, is still in a semi-embryonic condition. At this period the digestive tube and its appendages are exceedingly rudimentary. The greater portion of the body is filled by a large mass of yolk or vitellus, inclosed by the skin, which has been formed for some time ; and it is at the expense of this alimentary matter that the development proceeds.

The external characters are in keeping with the imperfect condition of the animal at this period. The head is large, and appears to be divided in two on the under surface, each half being prolonged as a sort of process by which the animal attaches itself to surrounding objects ; as yet there are no traces of either eyes, nostrils, respiratory or auditory organs ; and the belly, of an oblong form, is continued posteriorly as a short tail bordered with a riband-like membrane. This primitive condition, however, does not last long. About the fourth day after birth, the head, which is now as long as the body, has somewhat the appearance of a thimble ; the mouth is provided with a pair of soft lips ; the nostrils, eyes, and auditory apparatus have made their appearance ; the head is separated by a deep groove from the belly, which has assumed a spherical form, and from which spring a pair of opercula, clothed with little branching gills ; and the tail

has grown so much that it is now quite as large as the body. The mouth is very soon armed with a horny beak, capable of dividing the vegetable food ; the intestine, which is now very long, becomes more fully formed, and assumes a spiral arrangement ; the tail is elongated and widened, and the little creature is then called a *tadpole*.

At this period, one of those alterations occurs which are so intimately associated with the ideas we are endeavouring to convey, that we must not pass them by in silence. Our larva first breathed by its skin alone, and afterwards by a pair of little branching gills attached to the opercula. About the seventh or eighth day, however, the opercula are gradually soldered to the abdomen, and the gills fade away and disappear. At the same time a set of new and more complex branchia are developed, in chambers situate on either side of the neck. The new gills are arranged in tufts attached to a solid framework of four cartilaginous arches, and are about a hundred and twelve in number for each side of the body. Here we see a rapid substitution of one organ for another, though both discharge their functions in the same manner, inasmuch as the respiration is just as aquatic in character after the alteration as it was before it.

But the modifications of the respiratory apparatus do not cease here. Before the tadpole can become a frog, it must do away with these second gills and replace them by lungs ; and at the necessary time, a set of changes takes place analogous to those we have already described. The vascular tufts are atrophied, and the lungs, which till now were solid and rudimentary, open up and increase in size. The circulatory organs are correspondingly modified. The calibre of the large branchial vessels is diminished, and the pulmonary trunks increase in number and diameter. Later on, the solid parts of the branchial apparatus disappear also, the bones and cartilages being gradually reabsorbed. Eventually the alteration is fully accomplished, and there remains not the slightest trace of the former branchial apparatus. In this

instance, not only has there been transformation and substitution, but an actual metamorphosis has occurred ; for the respiration, which was aquatic before, has become atmospheric, and, strictly speaking, the animal from having been a fish has been converted into a batrachian.

If we examine any particular apparatus, we shall find it also presenting many curious phenomena in the course of its development. We shall find that as the herbivorous habits give place to carnivorous ones, the digestive apparatus undergoes a change adapting it to the new form of diet. The mouth increases in size and gape ; the little beak-organs, or more correctly, the horny lips, are replaced by teeth, which are attached to the palatine arch, and not to the jaw ; the intestine, which before was long and almost cylindrical, becomes shorter, and is inflated in certain portions of its length ; and the abdomen, which had been almost spherical, becomes thin and slender. The metamorphoses may now be seen in its entire extent, and more distinctly as regards the locomotive system than any other.

The tadpole at first exhibits no trace of either internal or external limbs. It swims about like a fish by the action of its tail, which is an extensive organ, longer and wider than the body, supported by a prolongation of the vertebral column, moved by powerful muscles, and supplied with large blood-vessels and numerous nervous branches. Beneath the skin and muscles of the anterior and posterior regions of the body, two little projections appear at a certain period. These are the limbs, and are at first attached to the adjacent structures by the nerves and blood-vessels which are supplied to them. These projections increase in size, their appendages appear in due course, and eventually the hip and shoulder bones are developed. As soon as these locomotive organs enter upon the discharge of their functions, the tail begins to disappear. Its skin, muscles, nerves, bones, and blood-vessels atrophy, and vanish from our sight. They have not faded away, they have not simply



fallen off, they have not been cast off by a species of moulting, as in the case of insect larvæ. They have been got rid of by none of these methods ; their substance has been re-absorbed, atom by atom ; and hence, although it has ceased to exist, it is not the less alive on that account.

We see, then, that frogs undergo complete metamorphoses not only in regard to their entire organism, but as to each set of apparatus, with the exception of the nervous system. The salamanders are not similarly situated. These maintain their external gills throughout the entire larval period, and never acquire internal branchiæ. When reaching the air-breathing condition, they skip, as it were, one of the transformations which frogs undergo. The salamanders have also four legs in the perfect state ; but then, in addition to these, they preserve the tail.\*

Frogs spawn most commonly about the middle of March. A large number of small round opaque bodies, enclosed in a glairy mass, are deposited at the bottom of pools and ditches. Speedily, by the absorption of water, the envelope swells, and each ovum, like a little black dot, is enclosed within its sphere of gelatine. These masses of ova soon rise and float on the surface of the water, in which state they are known to all country people as "frog spawn."

At first the embryo is a small globular body, rather darker on one side than the other. In about four-and-twenty hours the sphere elongates, and in eight-and-forty hours the presence

\* "Metamorphoses of Man and the Lower Animals."  
Translated by Dr. Lawson. London : Hardwicke.

of a head and tail may be distinguished. Gradually the fin appears around the tail, and the rudiments of the *branchiæ*, in the form of tubercles, project from each side of the neck. Within about four days from the deposit of the ova, in a warm climate, such as Italy, the membrane is ruptured and the tadpoles become free; but in our own clime a much longer period is required, and the eggs are not usually hatched for a month after their deposition.

Soon after the emergence of the tadpoles from the egg the *branchiæ* or extended gills attain their full development, when they gradually diminish in size, until at length they become withdrawn into the cavity prepared for their reception, and are closed by a fold of the skin. For some time the tadpoles continue to grow day by day, and increase in bulk without any material change in form. If carefully watched, however, little tubercles or buds will be observed in the course of time to make their appearance both towards the upper and lower portions, or rather forwards and backwards on the body; these are the rudimentary legs.

As the latter grow and manifest themselves, the tail, which is in danger of becoming a useless appendage, is gradually absorbed, until the little "froggies," with their stumps of tails, cease to be "tadpoles," and merge into veritable little

“frogs.” It is very usual for persons living in towns to patronize tadpoles in their aquaria ; but so many are their misfortunes that a colony of town-bred frogs seldom gladdens the eyes of a Cockney. The tadpoles have a cannibal propensity to kill and eat each other, as their limbs begin to bud. “I placed in a large glass globe of water several tadpoles,” says Mr. Bell, “more or less nearly approaching their final change, and I observed that almost as soon as one had acquired limbs it was found dead at the bottom of the water, and the remaining tadpoles feeding upon it. This took place with all of them successively excepting the last ; which lived on to complete its change, and for a considerable time afterwards.” Whilst in the earlier stages, at least, of their existence, the green confervoid vegetable deposit of the tank appears to be the legitimate food of the tadpole, seasoned perhaps with a small quantity of minute animal life. The Frog is almost entirely insectivorous. Its favourite food consists of all kinds of minute insects, such as the little green plant-lice, which are the pest of gardeners, other larger insects, small slugs, and such forms of animal life. This habit ought to procure for frogs, not only the protection, but the fostering care of gardeners and all cultivators of the soil. How much less cause would they have to complain of insect enemies, if they would

but exercise more care in the preservation and increase of toads and frogs, and establish on their own domains a kind of "local game law," instead of winking at the persecution, if not really encouraging the extirpation, of their best friends. It is strange that Nature should so well provide for the "balance of power," and that man should so pertinaciously endeavour to overturn her work, by the wholesale destruction of insectivorous birds, or the persecution of harmless and beneficent reptiles. Yet in the primeval forests, where sparrow clubs are unknown, and insectivorous animals dwell unmolested, no evidence can be traced of any great mistake which Nature has made in the preponderance of any given forms, nor can we trace any manifest "bungle" which requires the wisdom of "the lord of the creation" to put right.

Of all reptiles submitted to incarceration none behave better in captivity than this, as the following testimony will prove :—

In a fern-case, about 3 feet by 1 foot in area, I kept two toads, a small frog, and a number of newts. The frog did not appear fond of the water ; the newts would not go in, and if thrown in, immediately crawled out again. The toads, on the contrary, appeared to enjoy an occasional bath, remaining in the water, with the mouth and eyes above the surface, for several hours together. They lived, the one for about a year, the other for nearly two. The newts dropped off one by one, the last surviving for, I think, upwards of eighteen months.

The frog lived for several months, and was a very interesting creature. When on the upper part of the fern-fronds, where he delighted to bask, he appeared of a distinctly greenish tint ; but when on the soil, at the bottom, the hue changed to so decided a brown that it was difficult to find him. During the time that these creatures were among the ferns, I am not aware of having seen an *aphis*, whereas, since their decease, the young fronds (especially those of the Polypods) are, during the summer months, infested with them. \*

The voice of the frog is not generally regarded as particularly charming, and its vocal efforts are commonly called "croaking;" but there is another kind of "croaking," uttered by animals of a much higher order in creation, which we regard as far less musical. A concert of frogs, heard remote from towns and railways, on a quiet evening, is not so inharmonious as "croaking" might lead us to suppose. There may be something in association, being ourselves of East Anglian birth, but we certainly like to hear an occasional "frog concert."

Mr. C. Darwin mentions a similar feeling which took possession of him at Rio de Janeiro :—

After the hot days, it was delicious to sit quietly in the garden, and watch the evening pass into night. Nature in these climes chooses her vocalists from more humble performers than in Europe. A small frog, of the genus *Hyla*, sits on a blade of grass, about an inch above the surface of

---

\* Hardwicke's *Science Gossip*, vol. i. p. 86.

the water, and sends forth a pleasing chirp : when several are together they sing in harmony on different notes.\*

Probably the American frogs are really more musical than ours, as they have to compensate much for the loss of singing-birds, or at least melodious ones. The "Old Bushman" says that in Sweden a little frog emits during the pairing season a note like the ringing of bells, and as this sound proceeds from the depth of the water, it appears to come from a long distance, although the frog may be within a few fathoms.

During the winter these reptiles, in common with others of their race, proceed to winter quarters, hiding themselves in holes of the ground, but more commonly buried in mud congregated together in considerable companies. With the early spring they awake from their torpidity, break up their association, commence their career of love, and seek fitting localities for the deposition of ova and development of their young. In and about ditches and swamps, bog and fen, treacherous to human feet,

By night or by day, were you there about,  
You might see them creep in or see them creep out.

Dr. Hermann Masius says of the Frog, he may be looked upon as a character: in popular stories, fairy tales, and poesy he plays no unim-

\* Darwin's "Journal of Researches," p. 29.

portant part. Full of meaning is the myth of the Frogs of Latona; also the fable of their election of a king. Æsop related it to the Athenians, when Pisistratus had usurped the government; and very lately its influence was put to the test by working it up into a political drama. Aristophanes had already brought the Frog people on the stage, just as two thousand years later it appears to have furnished one of the greatest German satirists with a welcome subject. Unfortunately, of Fischart's "Froschgosch" the name alone is preserved; another poem, however, which, in the heroic style of the Homeric epic, sings the battle between the Frogs and Mice, affords us a compensation. I mean the "Batrachomyomachia," and the new version of it by Rollenhagen. Appearing as it did towards the end of the sixteenth century, "Froschmäusler" was long, and very justly, a favourite book of Protestant Germany. In 1787, when Prussian troops marched into insurrectionary Holland, a third frog epic appeared, as if to show how inexhaustible the subject was. Thus has this race of animals won for itself an inalienable place in poesy; and, beginning with fable and with riddles, runs through the whole of song.

The Koran relates of Mohammed that he knew how to appreciate these despised animals,

for that he caused them to be respected for having saved Abraham from a fiery death. When the Chaldeans had thrown the patriarch into the flames, in order to kill him, frogs came compassionately to the rescue, spat water into the fire, and extinguished it.

We have not adverted to two very extraordinary phenomena attributed to these reptiles. If the frequency with which accounts of these phenomena illustrate the columns of our newspaper press may be accepted as proof of their verity, then there are no mysteries of Batrachian life so true as "showers of frogs," and live frogs or toads found embedded in coal, limestone, granite, &c., immured for ages, or since times cotemporaneous with the patriarch Noah. We know it is not philosophic to deny, because we cannot explain, any of the marvellous things recorded of sea-serpents, buried toads, or frog-showers; nevertheless, we will venture to *doubt*, whilst believing that future generations will, one day, set these matters at rest, beyond the possibility of doubt. It would be folly to deny that there are still very many estimable people in existence who believe in showers of frogs; perhaps a still larger number with faith in imprisoned reptiles, such as the toad in the coal of the Great Exhibition, or the frog celebrated in the *Gainsborough News* in the following paragraph:—



A few days ago a very fine live frog was discovered imbedded in a large block of stone, at the Lady Lee stone-quarries, near Worksop, Nottinghamshire, now occupied by Mr. J. Ellis. The block was eleven feet below the surface, and the frog on being liberated, jumped about quite cheerfully, and on being placed in a pond of water, swam with great dexterity. It is supposed the prisoner must have been confined from one to two thousand years. The block of stone had the impression of the frog very distinctly marked where it had lain for such a long period.\*

We had well-nigh forgotten to associate with these the "true and particular account" of

Sir Froggy who would a wooing go,  
Whether his mother would let him or no.

The climbing powers of frogs attracted the attention of the Rev. C. A. Johns, of Winchester, and in a letter recently published, he gives the following instances:—

Three several instances, proving that they can and do climb, have fallen under my own notice. These are already recorded in print. A fourth came under my notice on the 27th of October last (1863). I was digging for pupæ at the base of a large willow-tree in the valley of the Itchen, near Winchester, with some young friends, when one of the party exclaimed, 'Look at this frog climbing up the tree!' I quickly ran round to the other side of the tree, and saw, not one only, but five or six young frogs, from one to two feet from the ground, climbing up the rugged bark, and using their front and hind feet just as a sailor employs his hands and feet when ascending the rigging of a ship. One

---

\* *Retford and Gainsborough News*, March 11th, 1865.

which I did not myself see was discovered at a height of five feet from the ground in the act of descending. It had been alarmed probably at our intrusion, and had fallen to the ground before I reached the spot ; but I had no reason to doubt the accuracy of the statement, for two or three members of my party pointed to the exact spot from which it had fallen ; and if a frog can climb two feet, there is no reason why it should not climb twenty, or more.\*

Mr. Henry Reeks afterwards affirmed that he had found frogs frequently in apparently inaccessible places, such as the tops of pollard willows, in the vicinity of streams, to which they could not have attained save by climbing. The same gentleman also alludes to the toad as an adept in climbing, having often found them in the nests of small birds, in hedges.† Other observers have borne out the above testimony that frogs *do* climb.

The common frog has its head nearly triangular ; the teeth are minute and arranged in a single row in the upper jaw, with an irregular row across the palate but none in the lower jaw. The tongue is lobed at the tip, and folds back upon itself when not in use. The fore feet have the third toe the longest, and the second the shortest. The hind legs are more than half as long again as the body, the toes webbed, the

\* Rev. C. A. Johns, in the *Zoologist*, p. 8861.

† *Zoologist*, p. 8927.

fourth being one-third longer than the third and fifth. The skin is a little wrinkled on the thighs, but is elsewhere smooth. The upper parts are brownish, or yellowish-brown, sometimes very dark, and spotted with black, and the legs assuming the form of bands. There is also an elongated patch of brown or black on the temples, with an indistinct paler line down each side of the back. Length about three inches.



Tadpole, natural size, and enlarged, in its early stage.

## THE EDIBLE FROG.



(*Rana esculenta.*)

IN naming the geographical distribution of the Edible Frog, the author of "The Quadrupeds and Reptiles of Europe" says, "This frog is found all over Europe, except in the British isles; throughout the north of Asia to Japan, and in Egypt." We venture to take exception to this verdict, and affirm that the edible frog *is* found in the British isles, as well as the rest of Europe; but whether it be truly a native, is another question, the affirmation of which we do not mean to be so positive in giving. There exists amongst some naturalists too great a desire, or perhaps rather a habit, to regard the British Flora and Fauna as distinct from those of Europe, instead of looking upon them as forming portions, isolated though they may be by geographical position, of the great continental whole.

As an island, we possess, not only idiosyncrasies but also animals, insects, or plants which are somewhat peculiar; yet because we are surrounded by the sea *now*, that is no reason why we should regard our "tight little island" as a world of our own, and forget our relationships with the old continent from which we "seceded" many long years ago.

The following is Mr. Berney's account of his introduction of the edible frog into this country.

I went to Paris in 1837, and brought home two hundred edible frogs and a great quantity of spawn. These were deposited in the ditches and in the meadows at Morton, in some ponds at Hockering, and some were placed in the fens at Foul登, near Stoke Ferry. They did not like the meadows, and left them for ponds. In 1841, I imported another lot from Brussels. In 1842, I brought over from St. Omer thirteen hundred, in large hampers, made like slave ships, with plenty of tiers; these were moveable, and were covered with water-lily leaves, stitched on to them, that the frogs might be comfortable and feel at home. These were dispersed about in the above-mentioned places, and many hundreds were put into the fens at Foul登 and in the neighbourhood.\*

In 1853 Mr. A. Newton and his brother were driving along the road between Thetford and Scoulton, in Norfolk, and hearing an unusual noise, stopped to ascertain the cause. His brother alighted and entered the meadow whence the

\* *The Zoologist*, p. 6539.

sound proceeded, but soon returned and informed Mr. Newton that the sound proceeded from a pond, and that the musicians were edible frogs.

Of course (writes the latter gentleman) I went immediately to satisfy myself, and there, sure enough, were the frogs—some swimming to and fro in the water—some sitting on the aquatic plants, with which the pond was choked, and these last were exceedingly noisy, puffing out their faucial sacs, like so many dwellers in the cave of Æolus. After observing them for a little while, we tried to obtain some specimens, but herein fortune favoured the frogs. We had no aggressive weapons beyond a walking-stick and an umbrella, and they were wary to a degree, and exceedingly active. However, by persevering we became possessed of four individuals, three, I regret to say, dead, and one, an indiscreet youth, whom we found rambling about the grass alive. We retired with our spoils, the deceased were decently embalmed, and are now in the Norfolk and Norwich Museum.

He afterwards relates how he made his discovery known to Mr. J. H. Gurney, and learnt from him that many years before Mr. George Berney had imported a number of these reptiles alive, and liberated them in this neighbourhood. Application to Mr. Berney educed the foregoing account of his introduction of edible frogs into this country.

How far the facts above related, adds Mr. Newton, will serve to answer the inquiry propounded nearly twelve years since by Mr. J. Wolley (*Zoologist*, p. 1821), "Is the edible frog a true native of Britain?" I do not presume to say, but I will merely draw attention to one point, namely, that as appears from Mr. Berney's letter, upwards of 1,500 edible

frogs, besides spawn, had been by him alone imported into the East of England, some of them six years, and all more than a whole year, before Mr. C. Thurnall's discovery of the species in September, 1843, at Foulmire Fen, in Cambridgeshire.\*

The above evidence would appear very conclusive, so far as evidence of that kind could go, had the publication of Mr. Newton's remarks not elicited a reply from Mr. Thomas Bell, which was published in a succeeding number of the same journal, in which his remarks appeared. Mr. Bell says :—

My father, who was a native of Cambridgeshire, has often described to me, as long ago as I can recollect, the peculiarly loud, and somewhat musical, sound uttered by the frogs of Whaddon and Foulmire, which procured for them the name of "Whaddon Organs." My father was always of opinion that they were of a different species from the common frog, and this opinion of his, formed nearly a century ago, was confirmed by Mr. Thurnall's discovery that the frogs of Foulmire are of the species *Rana esculenta*. †

The croak of the Edible Frog, as alluded to already, is much louder and more musical than that of the common species.

"Let me," says a German writer, "recall our summer nights of Northern Germany. When on the wide plain all life is asleep, and the lonesome disquieting groan of the Moor-frog is all that is heard sounding from afar, like a summons

\* *The Zoologist*, p. 393.

† *Ib.*, p. 6565.

from the nether world, on a sudden the frog in the pond begins to raise his voice. It is an agreeable tenor. He summons to horary prayers : in a large circle round about him sits the synagogogue ; when presently a deeper voice, and evidently of one advanced in years, chimes in ; a third joins the chant, and the recitative begins. A little while, and a pause ensues ; then the precentor sings again alone, some long-drawn responses follow, when suddenly a hurly-burly, that thrills through every fibre, bursts forth in the air. It lasts some minutes, until single solos, in a minor key, disengage themselves from the scattered tones, which soon break forth again in a stormy chorus. Thus does their music last on throughout the whole night, and may be heard for many miles. Yet this, it would seem, is but gentle music, when compared to the uproar which hums in the ear of the traveller when, on the shores of the Volga and the Caspian Sea, the frogs in myriads celebrate their marriage festivals. The bacchic rejoicings of these orgies absorb everything ; all is grown froggish ; it is as though the very earth were shaking with the rest, unable to resist the inextinguishable laughter."

The proportion of European frogs found in Great Britain is small. Out of the nine species inhabiting the continent we have but two. The



little painted frog (*Discoglossus pictus*) is confined to the extreme south, on the shores of the Mediterranean. The bell frog (*Alytes obstetricans*) is smaller still, and has a wider distribution, being found principally in the central countries, and is not uncommon in France. The brown frog (*Pelobates fuscus*), which gives out a strong odour of garlic when touched, is apparently less common, but is found in France, Belgium, and a few other localities. The rough-headed frog (*Pelobates cultripes*) has only been observed in Spain and the south of France. The red-bellied frog (*Bombinator igneus*) is found over the temperate regions of Europe, in France, Germany, Switzerland, and Russia, passing most of its time in water. Lastly, the common tree frog (*Hyla viridis*), with the extremities of its toes expanded into a kind of cushion or disk. Except during the spawning season, it is an inhabitant of trees and shrubs. This species is found nearly everywhere in Europe except the British islands. It is a small, light green, elegant species, with a loud and musical croak. The seven species just enumerated, with the two more fully described as British, constitute the frog fauna of Europe. Of toads there are but three, and two of these belong to our islands.

The name of "edible frog" suggests a

gastronomic idea not much in favour with Englishmen. To cook and eat frogs was long since regarded on this side the Channel as the privilege only of Frenchmen. Recently we have been relaxing in our prejudices, and both Frenchmen and frogs, seen through a less distorting medium, are being better understood and appreciated. "*Fricassée de grenouilles*," which we should call "preserved frogs'-legs," are regularly sold at some of the West-end provision warehouses, packed in air-tight canisters, in the same manner as many other mysterious modern comestibles. It is three or four years since we learnt that "French frogs" had introduced themselves into British commerce, and we resolved upon testing their edible qualities. One of the canisters referred to was purchased, and by dint of labour opened, and what seemed to be little strips of boiled chicken floated in thin melted butter. We looked at them, and paused—smelt of them and paused again;—at length, with marvellous courage as we thought, tasted them. At first there seemed some little irresolution on the part of the internal genii, whether they ought not to rebel against the admission of the intruder. But, as the taste was in their favour, down went the frogs. After all, the flavour was very agreeable, if one could

only forget for a while their origin and name, and fancy them little stewed rabbits, which they most resemble.

Mr. F. Buckland, when in Paris on one occasion, resolved upon a banquet of frogs.

I went (he says) to the large market in the Faubourg St. Germain, and inquired for frogs. I was referred to a stately-looking dame at a fish-stall, who produced a box nearly full of them, huddling and crawling about, and occasionally croaking, as though aware of the fate to which they were destined. The price fixed was two a penny, and having ordered a dish to be prepared, the *dame de la halle* dived her hand in among them, and having secured her victim by the hind legs, she severed him in twain with a sharp knife; the legs, minus skin, still struggling, were placed on a dish; and the head, with the fore-legs affixed, retained life and motion, and performed such motions that the operation became painful to look at. These legs were afterwards cooked at the *restaurateur's*, being served up fried in bread-crumbs, as larks are in England; and most excellent eating they were, tasting more like the delicate flesh of the rabbit than anything else I can think of. I afterwards tried a dish of the common English frog, but his flesh is not so white nor so tender as that of his French brother.

Frogs, and sometimes toads, are more extensively eaten than some of us would imagine. In China, at New York, on the banks of the Seine and the Amazon, in the West Indies and the East, in the Philippines and the Antilles, by both barbarous and civilized races, frogs or toads are regarded as delicacies. Professor

Duméril used to warn his pupils that the dealers, in collecting frogs, often met with toads, and never rejected them, but cutting off the hind quarters and skinning them, mixed all together, toads and frogs, and sent them to Paris to be eaten. The Chinese have a peculiar taste with regard to frogs, and economize portions which the Parisians reject. Mr. Fortune says:—

They are brought to market in tubs and baskets, and the vendor employs himself in skinning them as he sits making sales. He is extremely expert at this part of his business. He takes up the frog in his left hand, and with a knife which he holds in his right, chops off the fore part of its head. The skin is then drawn back over the body, and down to the feet, which are chopped off and thrown away. The poor frog, still alive but headless, skinless, and feetless, is then thrown into another tub, and the operation is repeated on the rest in the same way. Every now and then the artist lays down his knife, and takes up his scales to weigh these animals for his customers, and make his sales. Everything in this civilized country, whether it be gold or silver, geese or frogs, is sold by weight.

One of the remembrances of our school-days is of one or two of the big boys who were accustomed to astonish their juniors by the singular exhibition of putting little frogs in their mouths, and sometimes swallowing them. In Cheshire, we are told, it is still the practice to catch little frogs and place them alive in the mouths of children suffering from the *thrush*. Of course

this is considered an infallible cure, and in some eastern counties the disorder itself is known as "the frog." The reptiles in these cases being the common frog, that species would appear to have some little claim also to be regarded as edible; though, on the other hand, if swallowed alive, how can they be said to have been eaten? *N'importe!* a dead rabbit is better than a live frog, as an esculent, provided it is not too "high."

Frogs and toads had formerly some reputation in medicine, either wholly or in part; but all belief in their efficacy is now vested in a few obscure matrons, who prescribe for the rustic population in some out of the way villages in agricultural districts. *Sic transit gloria mundi.*

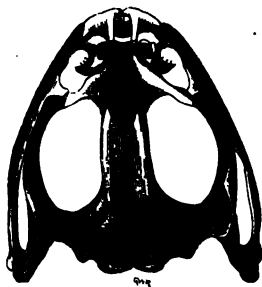
The principal features by which the edible frog may be distinguished from the common frog are:—the absence in the former of the conspicuous dark patch, which in the latter extends from the eye to the shoulder—the vocal sacs or bladders at the angles of the mouth in the edible frog, which are distended while croaking, and which are absent in the common frog—and the light line which runs down the back of the former but which is not seen in the latter. To these may be added the more distinct and beautiful markings in the edible frog, its louder note, and generally larger size. In their

food, habits, and habitats, there is probably no great difference between them, except that the edible frog appears to be more exclusively aquatic. Messrs. Duméril and Bibron, the authors of a large French work on Reptiles, say that—

It inhabits indiscriminately running or still waters, the borders of rivers, rivulets, or streams, lakes or ponds, salt or fresh marshes, or even ditches and simple pools of water. Sometimes they are seen on the leaves of water-lilies, or on the herbage of the banks, where they love to bask in the warm sunshine ; but at the slightest noise they strike into the water, and do not again expose themselves until certain that all danger is past.

In the edible frog the toes are cylindrical, and a little swollen at the tips ; the webs of the toes are slightly notched, and do not reach to the extreme tips ; the fourth toe of the hind foot is one-fourth longer than the third and fifth ; the nostrils half-way between the corner of the eye and the tip of the muzzle ; the head is triangular ; the teeth on the palate are in a line exactly between the nasal openings ; the tongue is broad, lobed, and covered on the surface with scattered warts. On the upper surface of the body are a number of rather indistinct, scattered warts or folds, but the skin on the belly is smooth. The male is furnished with a bladder at the angle of the gape on each side, which when distended

is as large as a small cherry. The colour is exceedingly variable, generally of a greenish tint, sometimes of a rich chestnut-red. Length above three inches.



## THE COMMON TOAD.



Skull of Common Toad (enlarged).

ONLY a small proportion of the European species of frogs are found in Britain; whilst of three toads, two are indigenous to these islands. Some have even doubted whether two of these species (*B. viridis* and *B. calamita*) are not varieties of the same. If this be the case, all the European toads are British. We think, however, that the two just named are really distinct, and that the green toad (*Bufo viridis*) is, therefore, a stranger and an alien.

The common toad is found all over Europe,



from Sweden and Russia to Greece and Italy, Ireland excepted.

Pennant commences his chapter on this reptile in the following words :—

The most deformed and hideous of all animals : the body broad, the back flat, and covered with a pimply dusky hide ; the belly large, swagging and swelling out ; the legs short, and its pace laboured and crawling ; its retreat gloomy and filthy : in short, its general appearance is such as to strike one with disgust and horror ; yet we have been told by those who have resolution to view it with attention, that its eyes are fine. To this it seems that Shakespeare alludes, when he makes his Juliet remark—

“Some say the lark and loathed toad change eyes.”

As if they would have been better bestowed on so charming a songster than on this raucous reptile.\*

Pennant, however, only gave expression to the feeling which was common, and almost universal, at the time he wrote. Toads were looked upon with dread and disgust ; and even now many people, not only illiterate, but educated, would describe it in equally prejudiced terms. There is nothing very prepossessing, perhaps, in a casual glance at a toad—nothing to recommend it very strongly to a lady as a drawing-room pet. How often have we heard the exclamation of an anxious mother to her child,

\* Pennant's "British Zoology," vol. iii. p. 14.

“Don't go near that toad ; it will spit at you !”  
And how long and earnestly might we plead with such a mother before we could convince her that the toad would do her child no harm !

Before adverting more particularly to the habits of this animal, we will endeavour to give a brief epitome of what is known of the secretions of the toad, which were in part, perhaps, the basis of the belief in its injurious character.

Dr. Davy thinks that the principal use of this poison is to defend the reptile against the attacks of carnivorous animals. He also remarks that, as it contains an inflammable substance, it may be excrementitious ; it may serve to carry off a portion of carbon from the blood, and thus be auxiliary to the functions of the lungs. In support of this idea, the author observes that he finds each of the pulmonary arteries of the toad divided into two branches, one of which goes to the lungs, and the other to the cutis, ramifying most abundantly where the largest follicles are situated, and where there is a large venous plexus, seeming to indicate that the subcutaneous distribution of the second branch of the pulmonary artery may further aid the office of the lungs, by bringing the blood to the surface to be acted upon by the air.\*

The viscid exudation from the skin in this kind of reptile is regarded as a kind of poison. It appears to answer as a defence to an animal which has no other means of defending itself ; but, as there are no provisions for inoculation of

\* “Philos. Trans. for 1826,” pt. ii. p. 127

the fluid, it cannot be employed as a means of attack. According to M. Moquin Tandon, it is a thick, viscid, milky fluid, with a slight yellow tint, and poisonous odour. It has a disagreeable caustic, bitter taste; becomes solid on exposure to air, and assumes the form of scales when placed on glass.\* M. Pelletier affirms that its acrid properties are due to the presence of an acid. MM. Gratiolet and Cloez performed with it some experiments on birds, such as linnets and finches, which were inoculated with the fluid, and died in about six minutes. They were not convulsed, but opened their beaks, and staggered as if in a state of drunkenness. In a short time they closed their eyes as if falling to sleep, and fell down dead. The same gentleman also ascertained that when a small quantity of the fluid was introduced beneath the skin of such mammalia as the dog or goat, it caused death in less than an hour.

M. Vulpian repeated these and similar experiments, both with the common toad and the natterjack. He inoculated dogs and guinea-pigs, and found that they died in from half an hour to an hour and a half. This fluid acts also as a poison on frogs, and generally kills them in the course of an hour; it is sufficient to apply it

\* Moquin Tandon's "Medical Zoology," p. 287.



*Natterjacks*

*Common Toad.*



externally upon their backs'; but upon toads themselves it has no influence.

It is said that in certain countries the Indians hunt after several species of toads with pointed sticks. They transfix the animals with these sticks, and when they have collected a considerable quantity of them, they place them before a large fire, but at a sufficient distance to prevent their being roasted. The heat excites the cutaneous secretion, which is collected by the Indians as it is discharged from the pustules, for the purpose of poisoning their arrows. The humour secreted in the follicles of the triton, or great water newt, has similar properties, but is less virulent.

In a recent number of a French journal, an instance is recorded of the virus of the toad entering the blood of a child, and causing death:—

A young lad, ten years of age, named Louis P——, whose parents are small tradespeople in the Faubourg Saint-Antoine, was playing with some of his companions near Bercy, not far from a building in the course of demolition. This boy, who was of a delicate constitution, had a slight abrasion of the skin of the right hand. Having seen a lizard crawl into a hole in an old wall, he put in his hand, but instead of the lizard he drew out an enormous toad, which he immediately threw on the ground. The skin of the toad is covered with large tubercles, formed by an aggregation of small pustules, open at their summit. A milky liquid, of a yellowish-white colour, very thick, and of a fetid odour, escapes from these

tubercles when the animal is irritated. Whilst the lad had the animal in his hand, this liquid, which is a violent poison, was introduced through the wound in his hand into the blood. He was soon after seized with vertigo, vomitings, and faintings, and was carried to the house of his parents, who called in a doctor immediately ; but already the malady had made such progress that, in spite of the most energetic means employed, the patient soon died.\*

The venomous character of the toad seems to have been a firm belief of the ancients ; but they had, at the same time, very erroneous opinions of the "toad's envenomed juice," assigned to it a power and an action far different to what it possesses. *Ælian* regarded the toad as capable of conveying death in its look and breath ; and *Juvenal* records of the Roman dames that they infused the venom of the toad in wine, to form a draught whereby to rid themselves of their husbands. Our own *Shakespeare* used it as a compound of the witches' caldron in "Macbeth" :—

Toad, that under coldest stone,  
Days and nights hast thirty-one  
Sweltered venom sleeping got,  
Boil thou first i' th' charmed pot.

Even *Pennant*, with all his repugnancy to the toad, could not be induced to favour the popular belief in its poisonous character.

\* *Petit Journal*, 29th March, 1865.

We shall now return (he writes) to the notion of its being a poisonous animal, and deliver as our opinion, that its excessive deformity, joined to the faculty it has of emitting a juice from its pimples, and a dusky liquid from its hind parts, is the foundation of the report. That it has any noxious qualities we have been unable to bring proofs in the smallest degree satisfactory, though we have heard many strange relations on that point. On the contrary, we know several of our friends who have taken them in their naked hands, and held them long without receiving the least injury. It is also well known that quacks have eaten them, and have besides squeezed their juices into a glass and drank them with impunity. In a word, we may consider the toad as an animal that has neither good nor harm in it; that being a defenceless creature, nature has furnished it, instead of arms, with a most disgusting deformity, that strikes into almost every being capable of annoying it, a strong repugnancy to meddle with so hideous and threatening an appearance.

The toad is very easily domesticated, and when under confinement, or partially so, soon becomes emboldened and apparently attached to those who cater for its appetite. A gentleman who caught a young toad, and brought it to the great metropolis to reside with him in town, gives the following particulars of his pet:—

He would occasionally absent himself for weeks, so that I ceased to be alarmed for his welfare, even though I might not have caught sight of him for a month. In this manner we went on, leaving Toady to take his holidays as he pleased, until the spring of last year. During one of his temporary vacations, I was watching the movements of some small insects, and it appeared that my pet was watching them also, for on their approaching within reach of his tongue,



that organ was instantaneously thrust forward, and the insect disappeared. Thus while losing sight of a new acquaintance I became aware of the presence of an old friend. I also derived fresh satisfaction in observing his choice of food, and mode of taking it. Thenceforward I became diligent in supplying him with the same kind of food, so that he soon lost all appearance of shyness, would come out of his hiding-place regularly, day by day, until late in November, 1863, when he again disappeared as the frost set in. At this time the weather was very severe for so early a period: the aquarium was frozen, the fish were killed, the glass was broken, and all its contents became a solid mass, plants, animals, and everything, embedded, as it were, in a large transparent crystal. Again, I was agreeably surprised, one beautiful spring day in the early part of April, to observe my old friend moving about, as if to inform us that he had returned again from his unknown place of retreat. He had again grown fatter and uglier than he was in the autumn, his skin was blacker and coarser, and dark spots covered the whole body. Yet his eye seemed more brilliant and thoughtful. He came direct to the same spot on which I had fed him when last we met, more than four months previously. He was supplied with what we term "garden-hogs," woodlice, worms, and the lively little black ant. None of these would he touch, if dead, or did not show unmistakable signs of active life. Then would he fix his calculating eye, until the object came within reach of his tongue; this he would dart at them, and in an instant the object was gone. When satisfied, he would return again to some quiet nook, out of sight. This summer being long and dry, I have had some difficulty in providing him with his necessary food. One day I placed him in a large hole at the bottom of the garden, where I collected the sweepings and rubbish, and he literally became a "toad-in-a-hole." This was some fifty yards from the house, and I left him to shift for himself amongst the insect life of the rubbish. I afterwards sought him to convey him back to

his old neighbourhood around the house, but he was nowhere to be found, and this time I gave him up for lost. Four days after, what was my surprise, whilst seated at supper, to see Toady come tumbling heels over head down the step into the room, on a visit to his old friends. The most remarkable feature in this last freak is, the circuitous route he must have taken before he arrived, and the obstacles he must have encountered in his way.\*

Toads, as well as frogs, are insectivorous ; and it is curious to observe how, by means of their folded tongue, they rapidly catch and appropriate any small insects which may come in their way. Large beetles and earthworms occasion them much more trouble, sometimes annoyance.

Mr. Holland, in narrating his experiences with toads, gives an excellent illustration of their mode of feeding :—

My toads, two in number, had lived for a year or two in a hothouse which was devoted to the growth of pineapples. They were, I think, first placed there purposely by the gardener, who found them very useful in destroying insects. I used very frequently to visit the place and amuse myself with feeding the toads with worms, and with watching their habits. The heat of the place, which was considerable, did not seem to inconvenience them in the least, for they were remarkably active, and of a large size ; but at the same time they seemed greatly to enjoy the artificial showers when the plants were syringed, and would come out from their hiding-places to be rained upon. They usually remained amongst

---

\* *Science Gossip*, vol. i. p. 12.

the pineapple plants, which grew on a bed raised some four feet from the ground, where they sat under the long leaves ; but when the place was watered they would not unfrequently jump down and lie upon the cool, wet tiles of the floor, spreading themselves out as flat as possible. How they climbed up to the pine-bed again I cannot say, for I never saw them do it.

They evinced very little shyness, taking worms readily when offered to them. When feeding, their actions were very curious. Upon placing a worm about three inches from a toad, it would instantly fix its attention upon it. Then its whole appearance was changed. Instead of the dull, lethargic-looking animal that the toad generally appears, it was all vivacity ; the body was instantly thrown somewhat back, and the head bent a little downwards, its bright eye riveted upon its prey ; and though the toad was perfectly still as long as the worm remained motionless or nearly so, yet its attitude and its eager gaze were full of life and animation. Directly the worm made any active movement, the toad would dart forward, open its mouth from ear to ear, and seize it, generally about the middle. A curious scene now took place ; mouth and feet went to work in good earnest ; the worm was gulped down by a series of spasmodic jerks, trying to make its escape every time the mouth was opened, the toad thrusting it back all the time, and forcing it down its throat by the aid of its fore-feet. Altogether it was rather a disgusting sight, and gave one the idea that the toad is an uncommonly greedy animal.

Having got the worm down was by no means a reason that it would stay there, for I have sometimes seen a worm rather larger than usual make its way up again ; however, the feet would immediately go to work a second time, and the toad would at length remain the undisputed possessor of its own dinner.

Frequently I used to cheat the toads by moving a small twig before them. They would seize it directly, imagining

it to be a worm, and would regard it with stupid astonishment when they discovered their mistake.

I never had the good fortune to see my friends take beetles or other small prey ; but these the gardener told me were never seized with the mouth, but were caught with unerring aim upon the point of the long tongue.\*

There is a curious twitching movement of the hind toes observable in the toad whilst watching an insect which he purposes making its prey. This movement has been noticed to us by several persons who have kept toads in confinement, or closely watched their habits.

Mr. G. Guyon, of Ventnor, has kindly communicated to us some additional particulars of the behaviour of these reptiles under confinement. There are two or three features in his letter so curious, and the whole so interesting, that we think no apology is needed for introducing it entire.

My toads are sufficiently tame to sit quietly on the hand while carried to the window, and there snap up the flies which they are held within reach of, and in this way I often cleared my sitting-room of these troublesome insects during last summer. Indeed the notion occurred to me of constructing a sort of cage of wire-work, and suspending it in the centre of the room, as is done with the so-called "Fly-catcher," believing that the enclosed toad would be willing to make himself useful by appropriating the flies that settled on the

---

\* Hardwicke's *Science Gossip*, vol. i. p. 62.

wires, while visitors of limited zoological attainments would be puzzled by the *strange bird* thus hung up. Some similar arrangement attached to a window would materially reduce the number of insects on the panes. It has been observed that they refuse to seize anything that is not in motion, and it may be added that they will attack anything that *is*, provided it is not too large to be swallowed. It would appear as if their sight, or perhaps judgment, was very defective, as the form or colour of an object seems of no importance, if only it moves. It need not in the least resemble any living creature, any small object in motion is regarded as suitable prey. If the end of a pencil, or anything similar, is drawn along the side of the vase which the toads inhabit, they are nearly sure to strike at it; and not learning wisdom by failure, they will go at it again and again. One or two small tortoises shared the same vase till the post proved too much for their constitutions, and if one of these put out its head with the intention of taking a slow "constitutional," the movement was pretty sure to attract the attention of the nearest toad, who would place himself in a convenient position, intently watching his shelly companion, until the latter moved again, when dab would go the toad's tongue upon its head, which the tortoise would quickly draw back into the shell, not appearing to relish the unceremonious salute. This absurd scene, which was of frequent occurrence, was plainly owing to the toad mistaking the head of the tortoise for some insect small enough to be swallowed. Although the toads refuse to strike at a motionless insect, they may be easily deceived, and induced to attack the still object if motion is communicated to themselves, no doubt thinking it is the object that moves, as a child in a railway train fancies the houses and trees are running past. In this way I have often, when holding them to the window, made them strike at flies that were quite stationary.

On one occasion, while carrying the toad about, I noticed a fly near the top of the door, and presenting the reptile to

it was surprised to find that though the usual snap was made the insect never moved. On close examination I found that being near-sighted I had mistaken a fly that had been smashed in closing the door for a living specimen, and the toad evidently made the same mistake. If they do not succeed when they strike at an insect, they will try again and again, in no way discouraged by failure.

In collecting flies for their benefit, a glass tube, closed at one end with a cork, has been found very handy. Flies at rest are easily caught by a rapid sweep of the hand, and if the open end of the tube is then thrust into the hand, the fly will quickly make its way into it, and thus one or two dozen flies can be readily introduced into the tube, as they will always collect at that end which is pointed to the light. If this tube is then placed in the toad vivarium, the insects will crawl out one by one, and as they proceed along it the toads will repeatedly strike at them, not deterred by the hard glass that balks their attempts. The swallow of the toad must be capacious, as insects of large size go down at one gulp. The cockroach of our kitchens, commonly called the "black-beetle," is a substantial insect; but the largest specimen disappears as quickly as a house fly, though not unfrequently one of the antennæ is seen projecting cigar-fashion from the toad's mouth for a minute or two. Hard beetles, if of any size, appear more difficult to dispose of. I have seen a large *Otiorhynchus reproduced* with a dreadful grimace the next minute after it had been swallowed; but a second attempt was more successful and the poor insect was seen no more in the land of the living.

The manner in which a toad manages to get rid of his old skin has been thus minutely described by an eye-witness:—

About the middle of July I found a toad on a hill of melons, and, not wanting him to leave, I hoed around him;

he appeared sluggish, and not inclined to move. Presently I observed him pressing his elbows hard against his sides, and rubbing downwards. He appeared so singular, that I watched to see what he was up to. After a few smart rubs, his skin began to burst open, straight along his back. Now, said I, old fellow, you have done it ; but he appeared to be unconcerned, and kept on rubbing until he had worked all his skin into folds on his sides and hips ; then, grasping one hind leg with both his hands, he hauled off one leg of his pants the same as anybody would, then stripped the other hind leg in the same way. He then took this cast-off cuticle forward, between his fore legs, into his mouth, and swallowed it ; then, by raising and lowering his head, swallowing as his head came down, he stripped off the skin underneath, until it came to his fore legs, and then grasping one of these with the opposite hand, by considerable pulling, stripped off the skin ; changing hands, he stripped the other, and, by a slight motion of the head, and all the while swallowing, he drew it from the neck and swallowed the whole. The operation seemed an agreeable one, and occupied but a short time.\*

Professor Bell, in his "British Reptiles," gives a similar account to the above, upon the faith of his own observations. As the toad generally retires into his private apartments to undress himself, and dispose of his old clothes, opportunities for observing the process do not often occur.

As we never kept toads in confinement long together, for the purpose of observing their traits of character, we have been obliged, as

\* *New York Independent*, Dec. 29, 1859.

our readers will have observed, to draw pretty freely from the experiences of our friends. This we have preferred doing in their own language, at the risk of all imputation of "scissors and paste," rather than rob those of honour "to whom honour is due."

This reptile is far more terrestrial in its habits than the frog, yet its ova are deposited and developed in water; and the first six months of its career it is as aquatic as a fish. The eggs are arranged in long double chains, and not deposited in a mass, as is the case with the frog. There appears to be very little difference between them in their early stages. The ova are deposited two or three weeks later; the tadpoles are similar but darker, pass through the like stages, and, in the autumn, having attained their legs and lost their tails, they venture upon the land, as miniature toads, and commence their terrestrial life. In this state they crawl about in search of their prey, neither running with the natterjack, nor leaping with the frog, but less vivacious than either, and more persecuted than both.

We have alluded to the incarceration of frogs in blocks of granite, &c., and, out of courtesy to the toad, which deserves as much at our hands, subjoin from the *Leeds Mercury*, an account there given of a truly patriarchal toad, at least if the assumptions of its historian are true:—



During the excavations which are being carried out under the superintendence of Mr. James Yeal, of Dyke House Quay, in connection with the Hartlepool Waterworks, the workmen on Friday morning found a toad embedded in a block of magnesian limestone, at a depth of twenty-five feet from the surface of the earth, and eight feet from any spring-water vein. The block of stone had been cut by a wedge, and was being reduced by the workmen, when a pick split open the cavity in which the toad had been incarcerated. The cavity was no larger than its body, and presented the appearance of being a cast of it. The toad's eyes shone with unusual brilliancy, and it was full of vivacity on its liberation. It appeared when first discovered desirous to perform the process of respiration, but evidently experienced some difficulty, and the only sign of success consisted of a "barking" noise, which it continues invariably to make at present on being touched. The toad is in the possession of Mr. S. Horner, the president of the Natural History Society, and continues in as lively a state as when found. On a minute examination, its mouth is found to be completely closed, and the barking noise it makes proceeds from its nostrils. The claws of its fore feet are turned inwards, and its hind ones are of extraordinary length, and unlike the present English toad. The Rev. R. Taylor, incumbent of St. Hilda's Church, Hartlepool, who is an eminent local geologist, gives it as his opinion, that the animal must be at least 6,000 years old. This wonderful toad is to be placed in its primary habitation, and will be added to the collection in the Hartlepool Museum. The toad when first released was of a pale colour and not readily distinguished from the stone, but shortly after its colour grew darker until it became a fine olive-brown.

Professor Bell devoted some attention to this question, and, not only him but other naturalists, without being convinced that such incarcerations

for immense periods of time are proven. Mr. Edward Newman, of *The Zoologist*, we believe has, more than once or twice, inquired into the particulars of such accounts, and invariably found a flaw, and such a flaw as to prevent his coming to the conclusion to which such accounts tend. Whilst he and they are too good students of nature to deny, or strive to mystify, what they do not comprehend, they look too closely at facts, and are too chary of deductions, without sound foundation, to accept mere affirmations in lieu of proof. All we can say is—"It may be so, and it may *not*." The latter alternative seems the most probable.

The "toad stone" or "toad's jewel" was one of the superstitions of a superstitious age, alluded to in the lines—

Sweet are the uses of adversity,  
Which, like the toad, ugly and venomous,  
Wears yet a precious jewel in his head.

—it having been supposed that in the head of the toad was to be found a wonderful stone, which was strong in curative power and magical virtue.

The most singular supposed association of toads with some kinds of fungi, whence the latter have been said to derive their name of "toadstools," evidently arose in a mistaken and foolish application of a new sense to an old

compound, after the original meaning and derivation had been forgotten. This word is clearly derived from the German "tod" and "stuhl," meaning "death-stool," in reference to the poisonous nature of some, and the supposed dangerous character of others, of the stalked fungi, and, despite our woodcut, has nothing whatever to do with toads, as commonly supposed.

In Norfolk those fungi which in other localities are commonly called "toadstools," are called "toads'-caps," according to some orthography; but as we have heard it, "toad-skeps." Any one who may converse with farm labourers, or their children, about any of the Agarics, except the common mushroom and the Horse mushroom, will hear no other name for them than "toad-skeps." The etymology of this cognomen is to us very obscure, although conversant with the local dialect. The large wicker baskets, holding a bushel, and which are extensively used in East Norfolk, are there called "skeps;" but what connection there is between a toad and a bushel basket is to us as much a problem as the association of a toad and a side-pocket, another East Anglian allusion equally classical and inexplicable.

The body of the toad is broad, thick, very much swollen; the head large, with the crown much flattened; muzzle obtuse and rounded; gape very wide; no teeth either on the jaws or the palate;

the tongue entire, not notched ; over each eye a slight porous protuberance, a larger one on each side behind the ears ; on the fore feet the third toe is the longest ; the first and second are equal, and longer than the fourth ; the hind legs scarcely longer than the body, with five toes, and the rudiment of a sixth, webbed for half their length ; the fourth much the longest ; the third a little longer than the fifth ; the skin both above and below is covered with warts and pimples of various sizes ; these are largest on the back, but more crowded on the belly.

Length of the body about three and a half inches. Often larger in some parts of Europe.



## THE NATTERJACK.



(*Bufo calamita*, Laur.)

THE Natterjack is less common or widely distributed in this country than its congener the common toad. Yet it is far from uncommon in many localities, and may be regarded rather as local than rare. In places where it is found at all, it is often plentiful. The earliest author who mentions this reptile as a British native, is Pennant, in the third volume of his "British Zoology." He says it had been found "on Putney Common, and near Reverby Abbey, Lincolnshire, where it is called the natterjack." It is to be met with in several localities around London, as at Blackheath, Deptford, Cobham, and Wisley. In Cambridgeshire, near Gamlingay; in Norfolk; at Ormesby, near Yarmouth; and one or two stations in the neighbourhood of Lynn and Norwich, and in Suffolk, near Southwold. In Scotland it

is recorded, on the authority of Sir William Jardine, as occurring "in a marsh on the coasts of the Solway Firth, almost brackish, and within a hundred yards of spring-tide high-water mark. It lies between the village of Carse and Sotherness Point, where I have found them," he adds, "for six or seven miles along the coast. They are very abundant." In Ireland, Dr. Carrington verifies that they are to be found at Ross Bay, and a correspondent of the *Field*, at Roscrea, writes \* :—

Mr. Tate sent me from England three dozen natterjacks. I sent two to the Zoological Gardens, Dublin, and gave the others their liberty about the place. We occasionally meet with some of them, and they walk about rapidly, and can climb anything in their way, in a most extraordinary manner, reminding one of the movements of a lizard. I kept four of the "natterjacks" for a few days. They lived upon worms and slugs, and whenever I uncovered them, they immediately concealed themselves amongst the damp moss given them for a bed, and feigned death.

In form this species is very similar to the toad, but may be easily distinguished by its difference in colour. It is of an olive tint, darker on the flanks, and with a definite pale yellowish stripe, or line, running down the back. The under parts are yellowish with black spots, and dark bands occur on the legs. The warts, with which

\* *The Field*, June 24th, 1865.

the upper portion of the body is studded, are of a reddish brown. In its habits it is far less sluggish than the common toad, sometimes indulging in an extempore run, and altogether is far more attractive. Mr. W. R. Tate, from whom we have received specimens, has, for some time, kept them in conjunction with other reptiles. He says, "They always go in pairs, and seem to be more delicate than the common species, as mine scarcely ever enter the water in cold weather, which the latter frequently do. I find them most commonly on sunny days, where a pond has nearly dried up. Mine are now tame enough to eat out of my hand. Their food consists of worms and insects, which they catch by their tongues in the same way as the other species. Their croak is hoarser than that of the toad. A person inhabiting a disused semaphore, on a heath in Surrey, says that they do great mischief in his garden, by digging their holes in the seed-beds. These holes are dug straight for a few inches, and then there is a passage at right angles to the perpendicular one, in which the reptile lies. The men call them "Goldenbacks."

In the eastern counties, where we are told that this species is sufficiently common to be recognized by the country people as distinct, it is called the "Walking Toad." It is a matter of history that superstitions and old wives' fables are by no

means extinct in Norfolk, and we learn of one connected with the "Walking Toad," which is extant in the neighbourhood of King's Lynn. One of these toads is to be obtained and buried in an ant's nest, where it is to be left for some time. When the flesh is all cleared off by the insects, and the skeleton is quite clean, the shoulder bones are to be taken off and thrown into a running stream. One of these bones will float with the current, while the other will float against it. The latter bone must be secured, and, if kept as a talisman, will confer on its possessor supernatural power.

The name of "natterjack" is evidently a corruption of the German. In that country they appear to have been first known. We think that *natter* was probably derived from *nieder*, Anglo-Saxon *naedre*, "nether" or "lower," from the creeping habit of the "adder," to which it belonged, under the form of *eddre*; and "jack" from *jager*, "one who runs," a very applicable term for such a running reptile as the natterjack. Moreover, words compounded of *nieder* have the signification of some place or object lying low, and *jager* or *jagd* in such a combination would be well applied to this reptile.

Pennant notices of it that "several are found commonly together, and, like others of the genus, they appear in the evenings;" but Mr.



Tate has given a fuller account of the nocturnal habits of this species than we have seen recorded elsewhere :—

After dark, or at least, after the rising of the moon, I was returning home across Wisley Heath, and when near a pond something ran quickly across the path. I took it up, and saw by its bright vertebral stripe, showing clearly in the moonlight, that it was a natterjack. I therefore commenced looking round the pond, and caught no less than fifty-seven of them. The noise they were making was very great; their croak being hoarse, and one continued note, instead of, as in the common toad and frog, a succession of short notes. The natterjack showed more sense than the toads, by leaving off croaking, and squatting close to the ground to escape observation whenever I approached one of their haunts, while the toads kept croaking and hopping. I found them always in shallow water (in which they can sit with their heads out), and, as their name implies, among reeds very often. I see now why their eyes are so much brighter by night than by day, as they are evidently nocturnal in their habits; but until this time I have always caught them on hot sunny days going about the heath in pairs.\*

The “mephitic toad” of Shaw’s “Zoology” appears to be the present species, for his description is that of an “olive toad, spotted with brown, with reddish warts, and sulphur-coloured dorsal line.” Such being the case, we must take exception to some portion of his remarks :—

\* W. R. Tate, in *Science Gossip*, vol. i. p. 111.

In its pace it differs from the rest of the toad tribe, running nearly in the manner of a mouse, with the body and legs somewhat raised. It is chiefly a nocturnal animal, lying hid by day in the cavities of walls, rocks, &c. The male and female perfectly resemble each other. They breed in June: so speedy is the evolution of the ova that the tadpoles liberate themselves from the spawn in the space of five or six days. This happens about the middle of June; and about the end of August the hind legs appear, which, in a certain space, are succeeded by the fore legs, and by September and October the animals appear in their complete form.

Roesel informs us that this species is known in some parts of Germany by the name of *roerhling*, or reed frog, from its frequenting in spring-time such places as are overgrown with reeds, where it utters a strong and singular note or croak. When handled or teased, it diffuses an intolerable odour, resembling that of the smoke of gunpowder, but stronger; this proceeds from a whitish acrimonious fluid, which it occasionally exudes from its pores. The smell in some degree resembles that of orpiment or arsenic in a state of evaporation; and sometimes the animal can ejaculate this fluid to the distance of three or four feet, which, if it happen to fall on any part of the room where the creature is kept, will, according to Roesel, be perceived two months afterwards.\*

As far as this country is concerned, the foregoing is a great exaggeration of the odour emitted by this toad. Lord Clermont remarks, "when excited, it emits from the skin a strong sulphury odour." At present we have not experienced a very *strong* sulphury odour, much less any ap-

\* Shaw's "Zoology," vol. iii. pt. i. p. 149.

proximation to Shaw's description. There is, however, a very appreciable odour under certain conditions of excitement, &c.

Mr. Hepworth, of Wakefield, has made some curious calculations and investigations on the prolific nature of frogs and toads, as well as contributed useful observations on their enemies whilst in the larval state.\* Mr. Couch having recorded that on one occasion he had drawn out and measured one of the strings of ova deposited by the natterjack, and had found it at least one hundred feet in length, Mr. Hepworth calculates that as these strings are double, and allowing eight ova to the linear inch, the number of eggs deposited by one female toad of this species would reach not less than nineteen thousand. He afterwards makes an independent calculation on the common toad. "I have taken four inches as the average diameter of these masses (of ova). Now, as there are eight eggs in one linear inch, and six strings laid side by side fill the same space, we shall have for one cubic inch 288 germs, and in a globular mass of four inches diameter 9,650, or rather more than half the number obtained from Mr. Couch's measurement in the case of the natterjack." This, he argues,

\* *The Naturalist*, vol. i. pp. 24, 73, &c. Huddersfield, 1865.

is nearly the same in effect, "when we consider that there are two rows in the spawn of the natterjack, while in the common toad there is only one." As the calculation is based upon the space occupied by a single ovum, whence the number contained in so many cubic inches is calculated, we cannot comprehend how *that* number is influenced by the ova lying in pairs or singly. Further, the observation that in one species the line is single and in the other double arises probably from regarding the alternate ova in the one chain as a single zigzag line, and not as a double chain with the ova alternately arranged.

After adverting to the uses of the tadpoles in the economy of nature, the same gentleman inquires, "What becomes of these myriads of tadpoles?" and sets about to furnish an answer.

Few of those vast swarms that blacken the waters in spring with their dusky forms, ever reach the perfect frog. Their enemies are many, their means of defence few. They become the prey of larger or more warlike animals than themselves. These constant attacks greatly thin their numbers. Thus by the time they are fit to leave the water, they are, though still somewhat numerous, much less so than at an earlier period of their existence. But having left the waters, they are still exposed to great dangers. They are greedily devoured by the snake, weasel, polecat, and by nearly every species of water-fowl.

Amongst the creatures who feed largely upon the toad and frog in its larval state, are enume-

rated the larvæ of the dragon-flies (*Libellula*), which are exceedingly destructive ; the larvæ and imago of the great water-beetle (*Dytiscus marginalis*) ; the boat-flies (*Notonectidæ*), the various species of newts, and several fish, such as the bearded loach (*Gobitus barbatula*), and the stickleback (*Gasterosteus aculeatus*). Finally, he concludes that not one in a thousand of the young frogs which emerge from the egg in spring ever reach their winter quarters.

Were it not for the unbounded fertility of the frog and toad, they would be totally exterminated in one year by the unceasing attacks of their numerous terrestrial and aquatic foes. Should this fertility be checked by any cause whatever, these creatures, like their giant prototypes of the Mesozoic and Cainozoic ages, would soon be known only by their remains.

Its general appearance is similar to that of the last species, but the eyes are more projecting, with the eyelids very much elevated above the crown ; porous protuberance behind the eyes not so large ; toes on the fore feet more nearly equal ; the third notwithstanding a little longer than the others ; first and second not shorter than the fourth ; hind legs not so long as the body ; the toes on these feet much less palmated than in the common toad ; the sixth toe scarcely at all developed ; skin similarly covered with

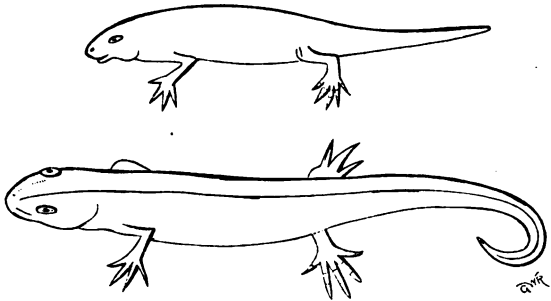
warts and pimples. Above of a yellowish-brown or olivaceous, clouded here and there with darker shades ; a line of bright yellow along the middle of the back ; warts and pimples, especially the porous protuberance behind the eyes, reddish ; beneath whitish, often spotted with black ; legs marked with transverse black bands.\*

Length  $2\frac{3}{4}$  inches ; hind leg  $2\frac{1}{4}$  inches.

\* Jenyn's "Manual of British Vertebrate Animals," p. 302.



GREAT WATER NEWT.



Great Water Newt, at the end of the first and second years.

(*Triton cristatus*.)

THE Great Water Newt, or Common Warty Newt, is only a small reptile of its kind after all, since it seldom exceeds a length of six inches. Though not so common as the smooth newt, it is by no means a rare British species, and is generally to be found in ponds and large ditches, where it subsists upon water insects and small animals, occasionally making a meal of its cousin the little eft or smooth newt. On the Continent this triton is the most common species, extend-

ing in its geographical distribution from Italy to Sweden; is plentiful all through Italy and Switzerland, and is not uncommon in the South of France, Belgium, and Carniola.

Any one who has paid the slightest attention to the British newts, will at least have noticed this rough-skinned species and the common smooth newt. It is now upwards of twelve years since a very patient and earnest observer made pets of the British tritons, and studied closely their habits and changes through a period of five years. Since we cannot lay claim to any such close and continued observation, the principal facts of our history of this species will be derived from this source, which is the most complete and authentic account we possess.

To commence with the egg, we learn that the ova begin to be deposited as early as the beginning of April, and continue to be deposited until the first or second week in July. These ova are carefully enclosed, singly, in the folds caused by the bending together of the leaves of certain aquatic plants. Those most favourable for this purpose have been found to be Water Speedwell (*Veronica anagallis*) and long grasses. If the leaf be too pliable and soft, it opens and exposes the ovum so that it perishes; if too rigid, the triton is unable to bend or break the fibres so as to fold it conveniently.



If a plant with long leaves be thrown into a pool where there are tritons, for only a single night during the breeding season, it will be found on the following morning to have a number of its leaves folded, and within each fold an ovum.\*

When it is first deposited, the ovum or egg is of a globular shape, with a little white yolk in its centre, floating in a watery fluid and surrounded by a delicate but firm transparent shell or capsule. This latter is covered on the outside with a gelatinous adhesive substance which assists in securing the ovum to the leaf within which it is folded. If the egg becomes exposed too early to the full influence of the water, it is addled or rendered sterile. Within about fourteen days they become so large as to force the folds of the leaf apart, and expose themselves to the water, which at that period exerts no deleterious influence. From a series of experiments instituted by Mr. Higginbottom, it is clear that constant counter-currents are going on, of water passing into and out of the cell of the ova, through their transparent walls. This is doubtless necessary at the present stage for the perfect development of the eggs. At the end of three weeks the embryo is fully formed, moves freely within its envelope, and shortly escapes. External circum-

\* Higginbottom, in "Ann. Nat. Hist.," 2nd ser. XII. p. 371.



*Great Warty Newt. m.*

E. Cooke



stances, especially temperature, exert considerable influence upon the growth of the embryo, and either hasten or retard its development. When the tadpole leaves the ovum it swims away freely, and either attaches itself to the sides or falls to the bottom of the vessel. It soon commences to feed voraciously, is not at all particular about its diet, and will devour the tadpoles of the smooth newt with no compunction on account of their near relationship. "I have seen the warty triton," says Mr. Higginbottom,\* "in its branchial state with three of the smaller species in its stomach at one time." The legs appear to be very tardy in their development, and until they possess sufficient strength to support the reptile on land it continues to inhabit the water in its fish-like state. It is not until three months after their exclusion from the egg that the triton-tadpoles give any evidence of their quadrupedal tendencies. Even at this period the hind legs are exceedingly delicate, though the fore legs are developed in as many weeks. When the legs are all fully formed the branchiæ are absorbed, the gills are closed, and the triton emerges upon dry land to enter upon its terrestrial existence.

\* "On the Influence of Physical Agents on the Development of the Triton."—*Philosophical Transactions*, 1850 part ii. p. 431.

This generally occurs about the middle of September. It may be noted that tritons which emerge from the ova too late in the season to develop their legs before the cold weather sets in, make no progress during the winter, and do not attain a terrestrial state until the ensuing spring. Under ordinary and favourable circumstances, five or six months are necessary for their passage through their metamorphoses.

There were, prior to Mr. Higginbottom's paper becoming known, two puzzles in the history and habits of the tritons. Why were they so commonly collected from water, and yet, soon after being transferred to water in confinement, make every effort to escape from that element? And, why were so many varieties and sizes, crested or uncrested, found, and yet so nearly allied as to appear but as forms of the same species? Answers to both these queries are found in the terrestrial habit and slow development of the reptile through three whole years after its change from the tadpole stage. "The triton does not commonly return to the water until the expiration of the third year, when it is so far advanced towards maturity as to be able to reproduce its kind." We have here a singular instance of protracted development, of a slow growth through four successive summers, and a cessation of growth through four inglorious winters. At length the

full period of eethood is arrived at, when, the crested male having attained the dimensions of a perfect gentleman-newt, may take to himself a spouse, or the more soberly attired lady-newt lend a willing ear or eye to the advances of the other sex.

At the close of the first year the length of the triton is about two inches, of the second year three inches, of the third year four inches, and at the expiration of the fourth year it has reached from five to six inches, thus adding annually about an inch to its length.

In its earliest terrestrial state the skin is but slightly rough, and through the first and second year very little change takes place in this respect ; but at the close of the third year the skin becomes manifestly rougher, which attains the perfection of its warted appearance in the fourth year.

During the first and second year there is scarcely any difference in the sexes ; but during the breeding season in the third year, the male aspires to an incipient crest, the tail expands, and a permanent silvery stripe appears along either side. The average weight of the triton at the close of each of the first four years is thus given by the observer already quoted :—At the end of the first year 25 grains, of the second year 54 grains, of the third year 75 grains, and of the fourth year 134 grains. Hence, we learn that

whilst the weight is more than doubled at the close of the second year, but little more than one-third is added during the third year, whilst in the fourth year three-fourths of the prior year's weight becomes superadded.

At the close of March the *perfect* triton again resumes its predilections for the water, and returns to an aquatic life. At this period it becomes voracious, the male is full crested, with which appendage the female, generally the largest, is not adorned. After a little more than three months of this second life in the water, the crest of the male diminishes to a mere ridge, the female has deposited her ova, and both return again to a terrestrial existence until the following and succeeding years. Thus are the phases of their existence passed, and there is little reason to wonder at the fact that the same species should have been regarded as distinct in some of these stages when the history of their career was unknown, and their metamorphoses little understood.

Hitherto we have not specially referred to the period of hybernation. Prior to this there is a general meeting of all ages, which occurs at no other period of the year, and takes place about the month of September.

In the summer the tritons are found in abundance in old brick-yards. The brickmakers, who are constantly dis-

turbing the water and removing the clay, and who occasionally clear the bottoms of the pools, state that they never find any tritons in the water during the winter months ; but they discover great numbers of them in holes in the clay, and sometimes ten or twelve coiled together. I have observed that either a very wet or very dry situation is fatal to the triton during its state of hybernation, and that a moderately damp one is always chosen for that state of existence.

When in this state respiration is very low, and is believed to be carried on through the pores of the skin. No food is taken or required during this period, and the body is comparatively stiff. Tritons of the third and subsequent years usually hybernate in company, a number of them being rolled together into a lump as large as a cricket-ball. Those of an earlier period seem to descend deeper into the earth, and hybernate singly.

When these reptiles are kept in confinement, it will be supposed from what has already been stated, that the aquarium is *not* the best place for them except in the tadpole state, or the breeding season for mature specimens ; but that they should be kept in a case under some arrangement that water may be sought of their own will when desired, and that during the winter some provision should be made for their hybernation under somewhat similar conditions to those enjoyed in the natural state. To force them at some periods of their life to exist in water is something like endeavouring to compel



eels to live on land, and exchange their fishy habits for those of a snake. The snake may love to lie in water sometimes, but it still remains terrestrial, and the eel may be found on land, but is no less aquatic. The triton may be thoroughly aquatic at one period of its existence, and as completely terrestrial at another. Any attempts to subvert nature will only end in disappointment.

The amount of cold which the triton is able to bear is greater than one would suppose. On this point Mr. Higginbottom writes :—

I put two tritons into some water, and exposed them to a freezing temperature during the night ; in the morning I found the water frozen very firmly, with the tritons enclosed in its centre. On thawing they were lively and flexible. In the second experiment there was a piece of ice at the bottom of a circular vessel. I placed two tritons upon it, and then another covering of ice, and filled the vessel with water. I exposed it during the night in the open air to a temperature of 28° F. In the morning the whole had become a solid mass of ice twelve inches in circumference, with the animals in the centre. On breaking the ice carefully they were found completely encased in the ice. I had some difficulty in separating the extremity of one, but being liberated it used its arms and legs equally well.\*

The Warty Newt is characterized by the following features. The skin is warted, and uniformly covered with scattered pores ; a row of

\* "Ann. and Mag. of Nat. Hist.," 1853, p. 378.

pores occur on each side of the head, and along each side of the body, so as to form a line along the space between the fore and hind legs. A collar formed by a loose fold of the skin passes beneath the neck. The tail is very much flattened laterally, with sharp edges above and below, and terminates gradually in a blunt point. In spring a high membranous crest with a jagged edge runs along the back from between the eyes nearly to the tail, which also is crested. The upper parts are blackish-brown, blotched with rounded spots of a darker tint. The breast and belly are of a bright orange, or orange-yellow, with conspicuous round black spots, sometimes confluent, or running one into the other, and forming irregular bands. The sides are dotted with white, and there is often a silvery white band along the sides of the tail.

Entire length about five or six inches.



## COMMON SMOOTH NEWT OR EFT.



MALE SMOOTH NEWT.

*(Lophinus punctatus.)*

THE Smooth Newt, Eft, or Effet, is the most common species of newt in the British isles. It is found over a large part of Europe; is very common in Switzerland, Belgium, Galicia, and the Bukovina; uncommonly numerous in Silesia, and very abundant in Italy, especially near Romo; inhabits many parts of France, and is found in Carniola.\* In our country it is found in almost every clear ditch or pond, sometimes in great numbers, where it feeds upon aquatic insects and worms, and in their turn, as some have observed, themselves become food for the great warty newt.

Though perfectly harmless, these poor creatures, devoid of any means of defence or offence,

\* Lord Clermont's "Quadrupeds and Reptiles of Europe."

are often the subject of persecution in rural districts. Schoolboys, especially, consider them fair game for torture, and adults view its infliction with complacency, or at least without protestation, because not a few still entertain superstitious or fabulous notions either of their poisonous properties, or their secret association with the "black art." In towns, since aquaria, vivaria, and such "parlour menageries" have become fashionable, newts and lizards have been better known and appreciated, and have even been taken under the protection of the fair sex. In common with the warty newt, this species is slow in arriving at maturity, and there is every reason to believe that the remarks made under that species, as to development, &c., will also apply to the present. In the first edition of Bell's "British Reptiles" considerable confusion was made of the smooth newts, on account of the different appearances presented by them at different periods of their career. In the second edition most of the errors were corrected, but one was still maintained, to which Dr. Gray has referred in the following terms:—"Mr. Bell, believing that the form of the upper lip afforded a good character for the distinction of the species of these animals, divides them into two species, thus,—(1.) '*Lissotriton punctatus*,—upper lip straight, not overhanging the lower. (2.) *Lis-*

*sotriton palmipes*,—upper lip pendulous at the sides, overhanging the under in a distinct festoon as far as the base of the lower jaw. Toes of the hinder feet fringed with a short membrane at all seasons.' I may observe that the latter is not the *Triton palmipes* of Latreille, which has the hind feet of the male, in the breeding season, webbed; and that I believe it only differs from the former by being in the fully developed state at the season of reproduction. I am borne out in this idea by the observations of Messrs. Higginbottom, Hogg, and many others. The former observes:—'Some tritons have been distinguished by the upper lip overhanging the lower.' I have observed that in the first year of *Triton asper* (*T. cristatus*) the upper lip overhangs the under," &c.\*

Newts undergo confinement with complacency, and under such circumstances their insectivorous habits may render them useful. The results of one of these experiments is thus recorded:—

In the fern-case I formed a small pond of water, thinking that as effets are mostly found in ponds during the day, in summer they would enjoy the luxury of a bath. Not so, however. I never saw them voluntarily go into the water, and when thrown in they always scrambled out as soon as possible. The same thing occurs in keeping them in the

---

\* Dr. Gray, in "Proceedings of the Zoological Society," 1858, p. 137.

aquarium ; they always crawl out if they have the opportunity, seeming to eschew the very element they are generally found in when caught. These effects readily took food from the hand, particularly if it was rubbed against their noses ; they seemed almost too sluggish to take much trouble in the matter else. I gave them small worms, gentles, and ants' eggs ; they seized them with a bite, and got them down with a series of gulps. But I hardly ever fed them, perhaps not more than a dozen times altogether, as my object was to combine business with pleasure ; the fern-case, in common with most others I expect, being at times much blighted with green fly. I first put in lizards, to try and keep them down, but could not keep the lizards alive for any length of time, owing, I think, to the dampness of the case not being suitable to their constitutions, and their active habits making them require more food than they could obtain. I then tried small toads, and had the same luck with them as with the lizards. My third venture, the newts, were a great success ; they soon cleared off all the green fly within reach, crawling to nearly the top of the ponds for that purpose. I have never had any trouble with the green fly since their introduction to the case.\*

About the month of September, the smooth newts seek a comfortable spot in which to pass their long winter sleep. It may be under stones, bricks, or pieces of timber, but is not often far beneath the surface of the soil. On this occasion they may be found, like the warty newt, in companies, closely packed together—

    Rolled up like a ball,  
    In a hole snug and small,  
They sleep till warm weather comes back, poor things.

---

\* *Science Gossip*, vol. i. p. 39.


Though the children in the nursery sing thus of the dormouse, it is equally applicable to the newts. In the early spring they emerge from their places of concealment, and the mature animals seek the water to pass a tripled honeymoon in an aquatic state.

The eft, in common with other reptiles, casts its skin at certain, or perhaps uncertain, periods of the year. Mr. Guyon has thus described the process, from his own observation:—

The operation was nearly completed, the skin being pushed down the body in a ring, by which the hinder legs were, to use an Irishism, handcuffed to the tail. The snout was principally used in pushing it down, and the tail was scarcely free when the animal seized the skin with its mouth, and in half a dozen gulps swallowed it. This act occupied nearly a minute, during which three filmy gloves, the integuments of the paws, were projecting from the mouth. Although a tremendous yawn testified to the fatigue of the performance, the newt made no objection to concluding the meal with a scrap of roast mutton.\*

From Mr. Higginbottom's remarks one might conclude that the mode of depositing the ova was the same in this instance as in that of the warty newt, and that each ovum was deposited separately in the fold of a leaf. To this conclusion Mr. Kinahan dissents, and observes that he has seen the ova of the smooth newt deposited

\* *The Zoologist*, p. 6210.




*Smooth Newt. m. & f.*

*Johns. 1843.*

T. W. ...





in strings of from four to six about the roots of aquatic plants, and that such ova he has hatched. Our own observations confirm those of Mr. Kinahan, as we have seen them deposited in similar strings or chains, on stones, &c., but have never attempted to preserve or place them in conditions for hatching. Three of the species of newt herein recorded are said to be inhabitants of Ireland, and of these the present species is most common. The warty newt is more doubtful, and the palmated newt was found by Mr. Thompson in the western wilds. There is no doubt that all are condemned to death as soon as they meet the eye of a thorough-going Irishman.

In a paper by Mr. Kinahan, read before the Dublin Natural History Society (Feb. 10, 1854), the superstitions regarding these reptiles hold a conspicuous place. "In almost every part of the country we find these animals," he says, "looked on with disgust and horror, if not with dread. This arises from two superstitions: one of them, common to great part of Ireland, relating chiefly to the animal in its aquatic state, and which in the county of Dublin has earned for it the names of Man-eater and Man-keeper; though the dry ask of the county of Dublin—that is, the animal in its terrestrial stage—is supposed to be equally guilty with the first-mentioned in

the habit of going down the throats of those people who are so silly as either to go to sleep in the fields with their mouths open, or to drink from the streams in which the dark lewkers (newts in the aquatic state) harbour: they are also said to be swallowed by the thirsty cattle. In consequence, the country people kill them whenever they meet with them on land, and poison the stream they are found in by putting lime into the cattle's drinking-pools. In either case the result is the same, the reptile taking up his quarters in the interior of his victim in some way, it would puzzle a physiologist to explain how. It contrives to live on the nutriment taken by the luckless individual or animal, so that, deprived of its nourishment, the latter pines away; nay, so comfortable does the newt make herself, that, not content with living by herself, she contrives to bring up a little family. Often have I been told of the man who got rid of a mamma newt and six young ones by the following recipe, which I am assured is infallible:—The patient must abstain from all fluids for four-and-twenty hours, and eat only salt meats; at the expiration of that time, being very thirsty, he must go and lie open-mouthed over a running stream—the noisier the better; when the newts, dying of thirst, and hearing the music of the water, cannot resist the temptation, but come

forth to drink, and of course you take care that they do not get back again. The dry ask, in addition to this bad character, is also supposed to be endowed with the power of the 'evil eye'—children and cows exposed to its gaze wasting away. The Rev. J. Graves states that in Kilkenny it is looked on as 'a devil's beast,' and, as such, burnt. But to compensate in some measure for its evil qualities, the dry ask is said in Dublin to bear in it a charm. Any one desirous of the power of curing scalds or burns, has only to apply the tongue along the dry ask's belly to obtain the power of curing these ailments by a touch of that organ. In the Queen's County it is also used to cure disease, but in a different way; being put into an iron pot under the patient's bed, it is said to effect a certain cure, though of what disease I am not quite clear."\*

Lord Clermont's excellent description of this reptile may usefully close this chapter:—

The whole of the skin is quite smooth, without any tubercles; on the top of the head are two rows of pores; occasionally there are a few distinct pores on the sides, forming an indistinct lateral line; the collar beneath the throat very inconspicuous; the male in the breeding season furnished with a crest, which runs continuously

\* *The Zoologist*, p. 4355.

from the top of the head along the tail, and is regularly festooned on its edge. The upper parts are of a light brownish-grey, inclining to olive; yellowish beneath, becoming bright orange in spring, marked all over with round, black, unequal spots; on the head the spots form about five longitudinal streaks; and there is a yellowish streak under the eyes. The female is much less spotted than the male, the spots being smaller and often very obscure, and the under parts are often quite plain. It passes a great deal of its time on land, when the skin loses its softness and sometimes becomes wrinkled; the toes, from being flat, become round; the membranes of the back and tail entirely disappear, and all the colours become more dull.\*

Entire length, from  $3\frac{1}{2}$  to 4 inches.

\* Lord Clermont's "Quadrupeds and Reptiles of Europe," p. 264.



FEMALE SMOOTH NEWT.

## PALMATE NEWT.



(*Lophinus palmatus*, Dum. and Bibr.)

THIS species is said to be the most common newt around Paris, and Lord Clermont states that it occurs in many parts of Germany, near Vienna, and elsewhere. It is common in the south of France, but rare in Switzerland. In Italy it has been found near Rome and about Pisa. To this M. Deby adds more explicitly, that it was found "by Fournelle in the department de la Moselle, by Sturm in Germany, by Razoumowski in Switzerland, by Latreille in France, and by De Selys, Van Haesendonck, and myself, in Belgium."\*

The specimens described and figured in the first edition of Bell's "Reptiles" as the Palmated Smooth Newt (*Lissotriton palmipes*), do not represent a genuine species at all, but a variety of

\* The *Zoologist*, p. 2231.

the common newt, spotted on the sides and belly with large black spots. This error was corrected in the second edition, and new figures, not very characteristic, added.

This species appears to have been first recognized by Razoumowski in 1788, when it was discovered in the fountain of Vernens, in the canton of Vaud, in company with the Smooth Newt. The first notice of it in this country, as far as we are aware, is the account in the *Zoologist*, dated May 3rd, 1848, by Mr. J. Wolley, in which he mentions having found it around Edinburgh; and that during a ramble in the Pentland Hills he saw no other species.\* In the succeeding number of the same journal, Mr. W. Baker, of Bridgewater, stated that he had found this species in the neighbourhood of Bridgewater for many years, and had forwarded specimens to Mr. Bell;† so that the merit of its discovery rests with Mr. Baker. A subsequent communication from Mr. Wolley adds another locality, that of some pools by the side of the hills which rise from Loch Eribol, on the west.‡

About this time M. Julian Deby indicated the points of difference between the common newt

\* *The Zoologist*, p. 2149.    † *The Zoologist*, p. 2198.

‡ *The Zoologist*, p. 2265.

and the present species, with a view to the correction of those who had maintained that the Palmate Newt was only a variety of the common newt; whilst Mr. Bell had announced his belief in its being a species entirely new to science. We believe that Mr. Edward Newman first declared that it was specifically distinct from *Lophinus punctatus*, and, moreover, that it was "not new to science," but was really the true Palmated Newt.

Five-and-twenty years ago, Mr. Holdsworth says, in company with other small boys, he used to catch black-footed newts in a pond near Dartmouth, in Devonshire; the means of capture being of the simplest kind, consisting of a bit of twine fastened to a small bent pin, and a worm for bait. He had since caught a great many of these newts, and three years ago (1860) they were abundant in the same pond. In 1863 he spent a few days in Herefordshire, and near the village of Letton, about twelve miles from Hereford, had again the satisfaction of seeing *Lissotriton palmipes* in abundance, although, as far as he could ascertain, confined to one pond. In this case, as well as at Dartmouth, *L. palmipes* was the only species to be found. A number of specimens were sent by him to the Zoological Gardens, and at a meeting of the Zoological

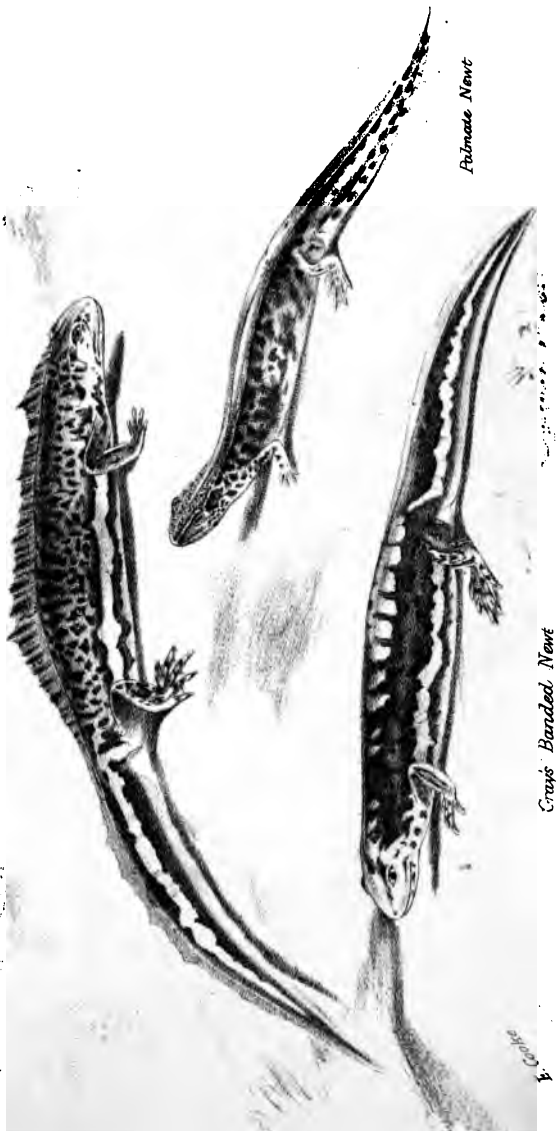


Society specimens were exhibited.\* Its habits do not apparently differ from those of the common smooth newt. The males show the same lateral curvature of the tail, with a rapid vibration of its lash-like extremity during the love season. The slough is cast entire, and, in most cases, immediately swallowed by its owner.†

In pointing out the distinctions to be observed between this species and its allies, Professor Bell notes that "the whole animal is smaller; the head flatter, broader in proportion, and beautifully marbled. The crest is straight, and much less elevated than in the other species, and begins further back on the neck. The hinder feet of the male are palmate; entirely so in the summer, less so in the autumn, and towards winter the web is scarcely broader than in the smooth newt in the full season. The tail is not much more than half the depth, terminating rather abruptly, and furnished at its extremity with a small filament, which varies in length from two to four lines, in the female dwindling to a mere mucronation. The colours of the back and sides are more clear and bright, although generally darker. The spots are more numerous and often confluent; and the tail has

\* See "Proceedings of Zool. Soc., 1863," p. 159.

† E. W. H. Holdsworth, *Zoologist*, p. 8640.



*Palmate Newt*

*Cray's Banded Newt*

E. COLES



two distinct longitudinal fasciæ of spots, with occasionally a few between them; but the inferior margin is invariably and distinctly pale and immediate. The female is usually paler than the male; but the spots on the tail are in general more numerous, smaller, and disposed to become confluent."\* Indeed, so distinct and permanent are the characters which separate the present species from its congeners, that it seems surprising that it remained so long without recognition.

In a communication made by Dr. Gray to the Zoological Society in 1863, he thus adverts to some points of difference between this species and others:—

The *T. cristatus* has a circular ring-like iris, and the only Batrachians which appear to have the spot on each side of the iris, forming a band across the eyes, are the English *Lophinus punctatus* and *L. palmatus*; the band on the eyes looking in these like a continuation of the dark streak on the side of the head. I may add that the best character for the distinction of these two species, which are often found in the same pond, is that in *L. punctatus* the crest of the male is scalloped on the edge, and high in front, while in *L. palmatus* it is low in front and higher behind, and has a smooth straight upper edge. The tail of the latter is also always truncated, and usually appendaged at the tip.†

---

\* Bell's "Brit. Rept.," 2nd ed., p. 156.

† Dr. Gray, in "Proc. Zool. Soc., 1863," p. 203.

M. Deby thus compares the two species:—

*L. punctatus.*

1. Tail generally tapering to a point.

2. Hind feet having the toes free, only edged by a membrane.

3. Back with a very large festooned undulating crest, which extends from the nape of the head to the end of the tail. No lateral elevated ridges.

4. Length much greater than *palmatus*.

*L. palmatus.*

1. Tail suddenly truncate before the apex, and terminating in a slender filament three lines in length.

2. Hind feet perfectly palmate, all the toes united by a membrane.

3. Back flattened, with two elevated lateral lines passing above the eyes and extending to the base of the tail. The dorsal crest small and simple.

4. Size much smaller than *punctatus*.\*

The females are more difficult to distinguish from the same sex of the common smooth newt than are the males; but even these present features which are characteristic, and which were indicated by Mr. Wolley as supplementary to the above. Their heads seem broader and shorter than in *L. punctatus*, and the toes of their hind feet are, for the most part, shorter; the males also have the former, but not the latter character. As to the colour, if in a genial situation the belly is usually a delicate milk-and-

\* *The Zoologist*, p. 2232.

water white, tinged more or less with yellow towards the middle line; the back and sides of the body and tail are of a dark olive-green, and in some, particularly very large specimens, are beautifully mottled by a network of lighter colour. In moor land the skin becomes harsh, and coloured more like the females of the common newt, sometimes even to the orange belly.\*

The distinguishing features of this species are, besides belonging to the smooth-skinned section, that there is a prominent line running down on each side of the back, from the nose to the hind legs. The crest, or fin, along the back and tail is highest on the tail. The toes of the male are united and completely webbed. The upper part of the body of the male is olive-brown or greenish, with dark spots, with a wide band of yellowish white, bordered with round spots, on the side of the tail; and the belly is yellow, with a few darker spots. The female is lighter coloured, and differs so much in general appearance in the spring that it has been described as a distinct species.

Mr. Higginbottom thus summarizes the characteristics of this species:—

1st. Tail suddenly truncate before the apex,

\* *The Zoologist*, p. 2268.

and terminating in a slender filament three lines in length.

2nd. Hind feet perfectly palmate, all the toes united by a membrane.

3rd. The dorsal crest small and simple.

4th. Size much smaller than the smooth newt (*Lophinus punctatus*).

I have fully ascertained the changes when the breeding season is over. The slender filament is absorbed, and the truncated portion of the tail becomes obtusely rounded off, with a slight indurated dark tip at the end, and the web on the hind feet is wholly absorbed, leaving the toes free.\*

\* "Annals of Natural Hist.," 2nd series, vol. xii. p. 382.



TADPOLE OF NEWT.

## GRAY'S BANDED NEWT.

*(Ommatotriton vittatus, Gray.)*

a                      b                      c                      d

SKULLS OF NEWTS.\*

THE fourth species of British Newt rests on the authority of specimens in the British Museum. The sole habitat of this species for some time known was Lycia, with the exception of the specimens in the British Museum collected by Dr. Gray in the neighbourhood of London; but more recently it has been found to inhabit Holland, Belgium, and France. Professor Bell described and figured one in his "British Reptiles" as a variety of his Palmated Smooth Newt, which latter now proves to be a variety of the Common Smooth Newt.

- \* a. *Triton cristatus*.                      b. *Lophinus punctatus*.  
 c. *Lophinus palmatus*.                    d. *Ommatotriton vittatus*.



The present newt differs generically from the Common Newt, that is, the difference is of such a nature as to warrant its exclusion from the same genus which includes the Common Newt, and its being placed in another, and a new genus, under the name of *Ommatotriton*. From his remarks, it would appear that Professor Bell considered the specimens above alluded to as veritably indigenous, for he says, "There is no reason to doubt that they are British, and there is ground for believing that they were taken at no great distance from London." His sole objection seemed to be that he did not regard them as different from his own Palm-footed Newt, and he quotes Dr. Gray's letter to him on the subject, which would probably not be so decided then as now; for, as it will be hereafter seen, Dr. Gray is more convinced than ever that he was right, and that Professor Bell was wrong.

The letter quoted is to the following effect:—  
"My *Salamandra vittata* (meaning the present species), which has been figured by Guérin,\* who has adopted my name, belongs to the same group as the former (*Triton cristatus*). It agrees with it in having the crest interrupted over the loins, and chiefly differs from it in having smaller

\* Guérin, "Icon. Règ. Animal," 17, t. 28, f. 2.

tubercles, and in colour. It is easily known both from *S. palustris* (*Triton cristatus*) and from *Triton* (*Lophinus*) *punctatus* by the wide black-edged white streak along the lower part of each side of the body, &c. The head is much larger, and more depressed, than that of any of the varieties of *T. punctatus*.

“The species is found in Holland and Belgium as well as here. It must be very local in this country, as I have seen no specimens since those I caught some thirty years ago.”

Whilst debating as to the propriety of including this species amongst “Our Reptiles,” we communicated with Dr. Gray on the subject, to which he replied:—“*Triton vittatus*, Gray, is not only a distinct species, but a distinct genus from any of our European *Tritons*, characterized by the form of the skull and the large size of the orbits.”

On referring to a paper on the Salamandrines, published by Dr. Gray in 1858, we found that after giving England, the North of France, and Belgium, as localities for this species, he makes the following observations:—“Mr. Bell, in his ‘British Reptiles,’ gives a good figure of one of my specimens of this species, which he is convinced ‘is to be considered as a variety of the Palmate Newt. The osteological character, as well as the form of the dorsal crest, and the

disposition of the colours, shows this is not the case, and that it is not only a distinct species, but a very distinct genus, as is further proved by M. Dugès' figure of the skull.'"\* In illustration of the latter remark, we have given woodcuts of the skull of this species, together with the other British Newts, which have been faithfully copied from M. Dugès' treatise in the French "Annals of Natural History." †

The habits of this species do not probably differ from those of the Smooth and Warty Newts; but hitherto it has been found so seldom, and the observations have been so few, that beyond its merely scientific character, we have no character to give it. Indeed, in a popular sense we may almost say that it is a newt without a character. So far as genus and species are concerned, it is regarded as very well characterized by scientific men. In this sense we will give its character, as written by Dr. Gray.

"Pale grey, closely black-spotted. Tail nearly black. Side of abdomen and middle of tail with a broad wide streak, white beneath (belly). Throat black-dotted. Mature male, during the breeding season, with a high-toothed dorsal (back) and caudal (tail) fin, the base interrupted

\* Dr. Gray, in "Proc. Zool. Soc., 1858," p. 140.

† *Ann. des Sc. Nat.*, 3rd series, xvii. t. 1.

over the loins. Toes separate, webbed, slightly finned."

Our figure is taken from one of Dr. Gray's specimens in the British Museum, courteously placed at our disposal for this purpose.

Here terminate the Amphibia, as represented in the British islands. It has already been observed that some excellent erpetologists consider the Amphibia in the light of a *class* distinct from the Reptilia. We are heretic enough to doubt whether this distinction will long be maintained; and to us it appears that recent investigations and discoveries tend more to the association than to the dissociation of these two groups of reptiles. The student will find in Dr. Günther's "Reptiles of British India" facts which we are fain to believe support this view. This, however, is no place for the discussion of such a question, which is in itself of very little importance to the readers for whom these pages have been written. A toad remains still a toad, and an amphibious animal, whether we choose to call it a Reptile or a Batrachian.

## THE HAWK'S-BILL TURTLE.

*(Chelonia imbricata, Schw.)*

WE have advisedly reserved the Chelonians until the close of "Our Reptiles," instead of commencing with them, as in true scientific arrangement we were almost bound to do. It is a doubtful point with us whether they deserve a place at all, certainly not a prominent one; and that this little volume might not be regarded as incomplete in its enumeration, we have added them at the end, in the hope of "saving our turtle," even though it should prove to be only "mock turtle."

The Hawk's-Bill Turtle is an American species, and its occurrence on our coasts must be regarded as the result of accident. Sibbald refers to one of which he possessed the shell, and which came from the Orkneys. Dr. Fleming states:—"I have credible testimony of its having been taken at Papa Stour, one of the West Zetland Islands," and Dr. Turton records an instance of one which in the year 1774 was taken in the Severn, and placed in his father's fish-ponds, where it lived till winter. This is all the evidence,

slender as it may be, upon which the present species is included in the Fauna of Great Britain. This we shall not in the present instance much regret, as it is a very interesting species, and one which possesses a commercial value, so that we shall avail ourselves of the example of our predecessors, and include it amongst our number.


The Chelonians are divided into families for the purposes of classification; one of these includes the Thalassians, or Sea-Turtles, to which both species we shall have occasion to enumerate belong. In this family the fore-limbs are considerably lengthened, and all are modified into flappers, or paddles for swimming. Turtles seldom leave the sea, except to deposit their eggs, though some accounts state, "they will crawl up the shores of desert islands in the night, and clamber up the edges of isolated rocks far at sea, for the purpose of browsing on certain marine plants." They may be met with far out at sea, floating motionless upon the water, as if dead. They are good divers, and can remain a long time beneath the surface of the water. Their food consists chiefly of marine plants, whilst some of them do not object to a delicate crustacean, or to appropriate molluscs as their chief articles of food.

At the breeding season these reptiles seek a

retired, sandy beach after sunset, and there, above high-water mark, a hollow is excavated to serve as a nest, in which during the night about a hundred eggs are deposited. It is said that the female repeats this operation three times in the same season, at intervals of two or three weeks. The eggs are lightly covered with sand, and left to be hatched by the heat of the sun, which operation is accomplished in two or three weeks. The parents thenceforth take no regard of their progeny. As soon as the young turtles leave the egg, they seek the sea, some of them falling a victim to rapacious birds during the brief journey they have to perform, and many others serving as a delicate morsel for predatory fish as soon as they reach the water. Thus the balance of life is maintained, or the surface of the sea *might* soon be covered with floating turtles.

The eggs of the turtles are more or less spherical, and are much prized as articles of food. A native Brazilian will eat twenty or thirty for breakfast, as they are about the size of those of a "Bantam" hen. By the river Amazon a large number of turtle eggs are secured every year for the sake of turtle-oil. The stratum of eggs in the sand is ascertained by a pole thrust in, and the harvest of eggs is estimated, like the produce of a well-cultivated

PLATE



PLATE





acre; an acre accurately measured, of 120 feet long and 30 wide, having been known to yield one hundred jars of oil. The eggs when collected are thrown into long troughs of water, and being broken and stirred with shovels, they remain exposed to the sun till the yolk, the oily part, is collected on the surface, and has time to inspissate; as fast as this oily part is collected on the surface of the water, it is taken off and boiled over a quick fire. This animal oil, or 'tortoise-grease,' when prepared, is limpid, inodorous, and scarcely yellow, and it is used, not merely to burn in lamps, but in dressing victuals, to which it imparts no disagreeable taste. It is not easy, however, to produce oil of turtle's eggs quite pure; there is generally a putrid smell, owing to the mixture of addled eggs. The total gathering of the three shores between the junction of the Orinoco with the Apure, where the collection of eggs is annually made, is 5,000 jars, and it takes about 5,000 eggs to furnish one jar of oil.\* By this one means, therefore, in a single district, twenty-five millions of turtles are prevented coming into existence every year; or, as many as would, when full grown, cover eight square miles, as closely as they could be placed to each other.

\* Simmonds's "Curiosities of Food," p. 182.

Turtle-catching is another means by which excessive turtle-population is kept in check—whether to supply the tables of epicures with the dainty “green turtle,” or to secure the horny plates of the “Hawk’s Bill” for conversion into combs, card-cases, &c., for the use of the *élite* of the civilized world. One method adopted is to watch the females as they come on shore to deposit their eggs, to turn them on their backs, and let them lie helplessly vibrating their “flappers” till their hunters think fit to kill them, or carry them away. Another method is described by Mr. Darwin as adopted at Keeling Island. The water is so clear and shallow that, although at first a turtle quickly dives out of sight, yet in a canoe or boat under sail the pursuers, after no very long chase, come up to it. A man standing ready in the bows at this moment dashes through the water upon the turtle’s back; then clinging with both hands by the shell of the neck he is carried away till the animal becomes exhausted, and is secured.\* A more curious mode of capture is that by means of the *Remora*, or sucking-fish. A number of these fish are carried in tubs in the boats that go in search of turtles. To the tail of each fish is attached a strong cord. When the fishermen

\* Darwin’s “Journal of Researches.”

perceive the turtle basking on the surface of the sea, they drop one of these fish overboard, retaining hold of the cord, which they "pay out" to a sufficient length not to impede the *Remora*. As soon as the fish observes the floating reptile it makes towards it, and by means of its sucker attaches itself to it so firmly that both fish and turtle are drawn into the boat. Several other methods are adopted in other localities, but these are amongst the most curious.

The tortoise-shell of commerce is in part yielded by this species, although there is little doubt that both in ancient times and in the present, more than *one*, and probably several species, afforded tortoise-shell.

Bruce, the African traveller, alludes to this article.

The Egyptians (he says) dealt very largely with the Romans in this elegant article of commerce. Pliny tells us, the cutting them for veneering or inlaying was first practised by Carvilius Pollio, from which we should presume that the Romans were ignorant of the art of separating the laminae by fire placed in the inside of the shell, when the meat is taken out; for these scales, though they appear perfectly distinct and separate, do yet adhere, and oftener break than split, where the mark of separation may be seen distinctly. Martial says that beds were inlaid with it. Juvenal and Apuleius, in his tenth book, mentions that the Indian bed was all over shining with tortoise-shell on the outside, and swelling with stuffing of down within. The immense

use of it in Rome may be guessed at by what we learn from Velleius Paterculus, who says that when Alexandria was taken by Julius Cæsar, the magazines or warehouses were so full of this article that he proposed to have made it the principal ornament of his triumph, as he did ivory afterwards, when triumphing for having happily finished the African war. This, too, in more modern times, was a great article in the trade to China, and I have always been exceedingly surprised, since near the whole of the Arabian gulf is comprehended in the charter of the East-India Company, that they do not make an experiment of fishing both pearls and tortoises ; the former of which, so long abandoned, must now be in great plenty and excellence ; and a few fishers put on board each ship trading to Jidda, might surely find very lucrative employment with a long boat or pinnace, at the time the vessels were selling their cargo in the port ; and while busied in this gainful occupation, the coasts of the Red Sea might be fully explored.

The thirteen plates which cover the carapace are known technically as two plates, two main plates, three backs, two wings, two tongues, and two shoulders—in all, thirteen. In an animal of the ordinary size, about three feet long and two and a half wide, the largest plates will weigh about nine ounces, and measure about twelve inches by seven, and one-fourth of an inch thick in the middle.\*

The market value of tortoise-shell is subject to many fluctuations, but at ordinary times it ranges from sixteen to thirty shillings per pound.

\* *The Technologist*, vol. i. p. 382.

The total value of our imports in one year is estimated at about twenty-five thousand pounds. The greater proportion of this is derived from the British East Indies, and the residue from Central and South America, Australia, Egypt, the West India and Philippine Islands.

The mode of working this substance is described at some length by MM. Dumeril and Bibron, in their large work on "Reptiles." In order to straighten the plates, which, when detached, are bent in various ways, it is sufficient to steep them in boiling water for a few minutes, and then take them out and place them between plates of metal or smooth blocks of hard wood, leaving them to cool, great pressure being employed at the same time. They then retain the flatness desired. They are next scraped and filed, a smooth surface being obtained with as little loss as possible. When these shells or scales are brought to a proper thickness and size, they may be then used separately; but they are generally submitted to a still further preparation. When, for instance, they are too thin, or when they are not sufficiently long or broad, the following processes are employed:—In order to obtain single plates of great size, two are soldered together, the thin part of one being laid upon the thin part of the other; or, as is sometimes done, the edges of each plate are

delicately bevelled and fitted together. In each case they are then put between metallic plates; to these a certain degree of pressure is given, which, when the whole is plunged into boiling water, is increased, and by this mode they are so intimately joined together that the slightest trace of their union cannot be detected.

It is almost exclusively by means of boiling water that the effects upon tortoise-shell are obtained. The substance of the scales becomes so softened by the action of the heat, that it may be acted upon like a soft mass, or a flexible and ductile paste, which, by pressure in metallic moulds, will assume every variety of form required. The soldering of two pieces together is effected by means of hot pincers, which, while they compress, at the same time soften the opposed edges of each piece, and amalgamate them into one. No portion of the scales is worthless; the raspings and powder produced by the file, mixed with small fragments, are put into moulds, and subjected to the action of boiling water, and thus made into plates of the desired thickness, or into various articles which appear as if cut out of the solid block.

The following is Dr. Turton's description of the present species:—

“Body roundish-ovate, slightly heart-shaped, slightly carinated down the back; head small,

prominent, with the upper mandible curved over the lower; two claws on each foot; plates of the disk imbricated, thirteen in number, rather square, semi-transparent, variegated; of the circumference twenty-five, pointed, and incumbent on each other in a serrated manner; tail a mere notch."\*

General length from the tip of the bill to the end of the shell, about three feet; has been known to measure five feet.

\* Turton's "Brit. Fauna," p. 78





## THE LEATHERY TURTLE.

(*Sphargis coriacea.*)

THIS Turtle differs materially from the preceding in several points. The carapace, instead of being clad with plates, is covered with a tough leather-like skin. Along the upper shell are seven distinct ridges, running longitudinally; these are sharp and slightly toothed in the adult animal, but rounded in the young. It appears to be a native of the Mediterranean Sea, but even there is not at all common; it is found also in the Pacific, Atlantic, and Indian Oceans. The claims of this turtle to be regarded as British are founded upon a passage in Borlase's "History of Cornwall," and Pennant's "British Zoology." Borlase records that two were taken on the coast of Cornwall in the mackerel nets, of a vast size, a little after Midsummer, 1756; the largest weighed eight hundred pounds, the lesser near seven hundred. Pennant adds, that a third of equal weight with the first of the above was caught on the coast of Dorsetshire, and deposited in the Leverian Museum. The largest of the Cornish specimens measured six feet nine inches from the tip of the nose to the end of the

shell, and ten feet four inches from the extremities of the fore fins extended.

Shaw mentions a specimen taken on the French coast, in the month of August, 1729, about three leagues from Nantz, not far from the mouth of the Loire, "and which measured seven feet one inch in length, three feet seven inches in breadth, and two feet in thickness. It is said to have uttered a hideous noise when taken, so that it might be heard to the distance of a quarter of a league; its mouth at the same time foaming with rage, and exhaling a noisome vapour."\* The bellowing noise made by the members of this genus led to the adoption of the generic name, which is derived from the Greek *σφαραγέω*, "to make a noise in the throat."

The turtle so essential to the comfort of an alderman is not this species. More than one kind is regarded as very good eating, but the true Green Turtle is *Chelonia Mydas*. It is said that the Leathery Turtle is positively injurious. Pennant narrates an instance in his "Appendix to British Zoology:"—"The late Bishop of Carlisle informed me that a tortoise was taken off the coast of Scarborough in 1748 or 1749. It was purchased by a family at that time there, and a

\* Shaw's "General Zoology," vol. iv. part i. p. 78.

good deal of company invited to partake of it. A gentleman who was one of the guests told them it was a Mediterranean turtle, and not wholesome; only one of the company eat of it, and it almost killed him, being seized with a dreadful vomiting and purging."

The introduction of the Green Turtle to this country as an article of food is of comparatively recent date, probably not much exceeding a century, and it is still confined to a limited circle of admirers. The plebeian eye may gaze with longing on "turbot," but does not so often flash with desire for turtle soup. The green fat is an aristocratic delicacy, a taste for which is acquired best by means of an aldermanic gown.

Of the Sea Turtles the most in request, says Catesby, is the Green Turtle, which is esteemed a most wholesome and delicious food. It receives its name from the fat, which is of a green colour. Sir Hans Sloane informs us, in his "History of Jamaica," that forty sloops are employed by the inhabitants of Port Royal, in Jamaica, for catching them. The markets are there supplied with turtle as ours are with butcher's meat. The Bahamians carry many of them to Carolina, where they turn to good account, not because that plentiful country wants provisions, but they are esteemed there as a rarity, and for the delicacy of their flesh. They feed on a kind of

grass, growing at the bottom of the sea,\* commonly called turtle-grass. The inhabitants of the Bahama Islands, by often practice, are very expert at catching turtles, particularly the Green Turtle. In April they go, in little boats, to Cuba and other neighbouring islands, where, in the evening, especially in moonlight nights, they watch the going and returning of the Turtle to and from their nests, at which time they turn them on their backs, where they leave them, and proceed on turning all they meet; for they cannot get on their feet again when once turned. Some are so large that it requires three men to turn one of them. The way by which the turtle are most commonly taken at the Bahama Islands is by striking them with a small iron peg of two inches long, put in a socket, at the end of a staff of twelve feet long. Two men usually set out for this work in a little light boat or canoe, one to row and gently steer the boat, while the other stands at the head of it with his striker. The Turtle are sometimes discovered by their swimming with their head and back out of the water; but they are oftenest discovered lying at the bottom, a fathom or more deep. If a Turtle perceives he is discovered, he starts up to make

\* It is not a grass, but the sea-wrack (*Zostera marina*), which is here alluded to.

his escape, the men in the boat pursuing him, endeavouring to keep sight of him, which they often lose, and recover again by the Turtle putting his nose out of the water to breathe; thus they pursue him, one paddling or rowing, while the other stands ready with his striker. It is sometimes half an hour before he is tired; then he sinks at once to the bottom, which gives them an opportunity of striking him, which is by piercing him with an iron peg which slips out of the socket, but is fastened with a string to the pole. If he is spent and tired by being long pursued, he tamely submits, when struck, to be taken into the boat or hauled ashore. There are men who by diving will get on their backs, and by pressing down their hind parts, and raising the fore parts of them by force, bring them to the top of the water, while another slips a noose about their necks.\*

To return to the more immediate subject of this chapter, it is supposed that the Leathery Turtle was the species which supplied Mercury with its back shell, to which he applied strings, and thus extemporized the first *lyre*, which was the prototype of all stringed musical instruments. The seven dorsal ridges to which we have alluded strengthened this supposition; the ancient lyre

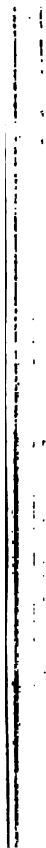
\* Catesby's "Natural History of Carolina."

having, according to some writers, that number of strings.

The carapace is heart-shaped, the hinder extremity much pointed; an elevated ridge follows the dorsal line from end to end; and on either side of this central ridge are three parallel ones, equidistant from each other; between these ridges the surface is quite smooth; the head is without plates; the jaws are very strong; the lower jaw turns upwards at its extremity, forming a hook, which is received into a corresponding channel in the upper jaw. In the young, the lines on the carapace are formed by a succession of tubercles in rows, and the entire surface, both of it and of the plastron, is warty. The eyelids are divided almost vertically; the fore feet, or fins, are as long again as the hinder, the latter, however, being the wider; there is no trace of nails to the toes; the tail is as long as the point at the hinder extremity of the carapace. The general colour is brown, with numerous pale yellow spots on the upper surface; the legs and tail are black.

The entire length sometimes exceeds six feet.\*

\* Clermont's "Quadrupeds and Reptiles of Europe," p. 169.



## APPENDIX.

---

### CLASSIFICATION AND SYNONYMS OF BRITISH REPTILES.

---

#### Class.—REPTILIA.

---

##### ORDER I.—CHELONIANS.

##### FAMILY 5.—CHELONIAE (Sea Tortoises).

##### 1. CHELONIA IMBRICATA. *Schw.* Hawk's-Bill Turtle. P. 174

- Caretta imbricata.* *Gray.*
- Testudo imbricata.* *Linn.*
- Testudo Caretta.* *Knorr.*
- Eretmochelys imbricata.* *Fitz.*
- Chelonia imbricata.* *Hem.*
- Chelonia multiscutata.* *Kuhl.*
- Chelonia pseudo-caretta.* *Less.*
- Scaled Tortoise. *Grew.*
- Imbricated Turtle. *Shaw.*
- Hawk's-Bill Turtle. *Bell.*

##### 2. SPHARGIS CORIACEA. *Gray.* Leathery Turtle. P. 184

- Sphargis Mercurialis.* *Merr.*
- Sphargis Mercurii.* *Risso.*
- Testudo coriacea.* *Linn.*
- Testudo Mercurii.* *Gesn.*



Testudo lyra. *Beck.*  
 Testudo tuberculata. *Penn.*  
 Dermatochelys atlantica. *Lessur.*  
 Dermatochelys porcata. *Wagl. (Young).*  
 Coriundo coriacea. *Hem.*  
 Turtle. *Borlase.*  
 Coriaceous Tortoise. *Penn.*  
 Coriaceous Turtle. *Shaw.*  
 Leathery Turtle. *Bell.*  
 Spinose Tortoise. *Penn.*  
 Tuberculated Tortoise.  
 Trunk Turtle.

## ORDER II.—SAURIANS.

FAMILY 1.—LACERTINIDÆ (*Lizards*).

3. ZOOTOCA VIVIPARA. Viviparous Lizard. P. 22  
*Lacerta vivipara.* *Dum. and Bib.*  
*Lacerta crocea.* *Wolf.*  
*Lacerta nigra.* *Wolf.*  
*Lacerta pyrogaster.* *Merr.*  
*Lacerta montana.* *Mikan.*  
*Lacerta agilis.* *Pennant, Jenyns, Berkenh., &c.*  
*Lacerta ædura.* *Sheppard.*  
*Lacerta Schreibersiana.* *Edw.*  
*Lacerta chrysogaster.* *Andr.*  
*Lacerta unicolor.* *Kuhl?*  
*Lacerta praticola.* *Evers.*  
*Zootoca Jacquini.* *Coct.*  
*Zootoca Guerini.* *Coct.*  
*Zootoca muralis.* *Gray.*  
 Common Lizard. *Jenyns, "Man.," p. 293.*  
 Scaly Lizard. *Penn., "Brit. Zool.," iii. p. 21.*  
 Viviparous Lizard. *Bell, "Br. Rep.," p. 34.*

Nimble Lizard.  
Harriman. (*Shropshire.*)

4. LACERTA AGILIS. L. The Sand Lizard. P. 26

*Lacerta Europa.* Pallas.  
*Lacerta vulgaris.* Müller.  
*Lacerta stirpium.* Daud.  
*Lacerta Laurenti.* Daud.  
*Lacerta arenicola.* Daud.  
*Lacerta sepium.* Griff.  
*Lacerta rosea.* Fitz.  
*Lacerta catenata.* Fitz.  
*Seps varius.* Laur.  
*Seps cærulescens.* Laur.  
*Seps argus.* Laur.  
*Seps ruber.* Laur.  
*Seps stellatus.* Schrank.  
*Lézard des Souches.* Edw.  
*Lacerta di Linneo.* Bonap.  
*Sand Lizard.* Bell.

5. LACERTA VIRIDIS. L. The Green Lizard. P. 32

*Lacerta varius.* Edw.  
*Lacerta chloronata.* Rafm.  
*Lacerta serpa.* Rafm.  
*Lacerta elegans.* Audr.  
*Lacerta smaragdina.* Schinz.  
*Lacerta bistrinata.* Schinz.  
*Lacerta bilineata.* Daud.  
*Seps terrestris.* Laur.  
*Lézard piqueté.* Edw.  
*Lézard vert.* Duges.

6. ANGUIS FRAGILIS. *L.* The Blindworm. *P.* 38

- Anguis eryx.* *L.*  
*Anguis lineata.* *Laur.*  
*Anguis clivica.* *Iaur.*  
*Anguis bicolor.* *Risso.*  
*Anguis incerta.* *Krynick.*  
*Anguis cinereus.* *Risso.*  
*Siguana Ottonis.* *Gray.*  
*Otophis eryx.* *Fitz.*  
*Cæcilia vulgaris.* *Aldrov.*  
*Cæcilia typhæus.* *Charl.*  
*Cæcilia anglica.* *Petiver.*  
*L'Orvet.* *Lacep.*  
 Blindworm. *Penn.*  
 Slowworm.  
 Hazelworm. *Van Lier.*

## ORDER III.—OPHIDIANS.

## SUB-ORDER I.—COLUBRINES.

## FAMILY.—COLUBRIDÆ.

7. TROPIDONOTUS NATRIX. *Boie.* Common Snake. *P.* 45

- Natrix torquata.* *Gesn.*  
*Natrix vulgaris.* *Laur.*  
*Coluber natrix.* *L.*  
*Coluber torquatus.* *Lacep.*  
*Coluber murorum.* *Vest.*  
*Tropidonotus chersoides.* *Dum. and Bib. (part).*  
*Tropidonotus persa.* *Eichw.*  
 Ringed Snake. *Penn.*  
 Common Snake.

## FAMILY.—CORONELLIDÆ.

8. CORONELLA LÆVIS. *Boie*. Smooth Snake. P. 53

- Coronella Austriaca*. *Laur.*  
*Coluber Austriacus*. *Shaw.*  
*Coluber lævis*. *Lacep.*  
*Coluber Dumfriensis*. *Sow.*  
*Coluber Thuringicus*. *Bechs.*  
*Coluber ferrugineus*. *Sparm.*  
*Zacholus Austriacus*. *Wagl.*  
*Natrix Dumfriensis*. *Flem.*  
 Smooth Snake.  
 Dumfries Snake

## SUB-ORDER II.—VIPERINES.

## FAMILY.—VIPERIDÆ.

9. PELIAS BERUS. *Merr.* Viper. P. 66

- Coluber Berus*. *Linn.*  
*Coluber cherssea*. *Linn.?*  
*Coluber cæruleus*. *Shepp.*  
*Vipera*. *Ray.*  
*Vipera vulgaris*. *Latr.*  
*Vipera communis*. *Leach.*  
*Viper*. *Penn.*  
 Red Viper. *Rackett.*  
 Blue-bellied Viper. *Shepp.*  
 Black Viper. *Leach.*  
 Adder. *Scotland.*  
 Common Viper. *Shaw.*  
 Etther. *Shropshire.*

## ORDER IV.—BATRACHIANS.

## A. BATRACHIA SALIENTIA (without tails).

10. RANA TEMPORARIA. *Linn.* Common Frog. P. 85

- Rana muta.* *Laur.*  
*Rana Scotica.* *Bell.*  
 Common Frog. *Penn.*  
 Scottish Frog. *Bell* (variety),

11. RANA ESCULENTA. *Gesn.* Edible Frog. P. 100

- Rana viridis.* *L.*  
*Rana ridibunda.* *Pallas.*  
*Rana cachinnans.* *Eichw.*  
*Rana palmipes.* *Spix.*  
*Rana maritima.* *Risso.*  
*Rana alpina.* *Risso.*  
*Rana calcarata.* *Mich.*  
*Rana tigrina.* *Eichw.*  
*Rana Hispanica.* *Bonap.*  
 Edible Frog. *Penn.*  
 Green Frog. *Shaw.*  
 Whaddon Organs. *Cambridgeshire.*  
 Moor Frog. *Germany.*

12. BUFO VULGARIS. *Laur.* Common Toad. P. 112

- Bufo terrestris.* *Schw.*  
*Bufo cinereus.* *Schneid.*  
*Bufo palmarum.* *Cav.*  
*Bufo alpinus.* *Schinz.*  
*Rana rubeta.* *Gesn.*  
*Rana bufo.* *Linn.*  
 Toad. *Penn.*  
 Common Toad. *Shaw.*

13. BUFO CALAMITA. *Laur.* Natterjack. P. 132  
*Bufo cruciatus.* *Schneid.*  
*Bufo rubeta.* *Flem.*  
*Bufo portentosus.* *Schinz.*  
*Bufo viridis.* *Dum. and Bibr.* (in part).  
*Rana foetidissima.* *Herm.*  
*Rana portentosa.* *Blum.*  
*Rana mephitica.* *Shaw.*  
 Goldenback. *Surrey.*  
 Walking Toad.  
 Røehrling, or Reed-Frog. *Germany.*  
 Mephitic Toad. *Shaw.*  
 Natterjack. *Penn.*

B. BATRACHIA GRADIENTIA (with tails).

FAMILY 1.—SALAMANDRINES.

14. TRITON CRISTATUS. *Laur.* Great Water Newt. P. 142  
*Lacerta palustris.* *L.*  
*Lacerta aquatica.* *a. Gmel.*  
*Lacerta lacustris.* *Blum.*  
*Lacerta porosa.* *Retz.*  
*Lacerta palustris.* *δ. Gmel.*  
*Lacertus aquaticus.* *Gesn.*  
*Salamandra palustris.* *Schneid.*  
*Salamandra cristata.* *Schneid.*  
*Salamandra platyura.* *Daubent.*  
*Salamandra laticauda.* *Bonn.*  
*Salamandra platicauda.* *Rusc.*  
*Salamandra aquatica.* *Ray.*  
*Salamandra carnifex.* *Schneid.*  
*Salamandra pruinata.* *Schneid.*  
*Molge palustris.* *Menem.*  
 Triton Americanus. *Laur.*

- Triton Bibroni. *Bell (young).*  
 Triton marmoratus. *Bibr. (non Latr.)*  
 Triton carnifex. *Laur.*  
 Triton asper. *Higgin.*  
 Triton palustris. *Jenyns, Man., p. 303.*  
 Great Warty Newt.  
 Great Water Newt. *Shaw, Zool., iii. p. 296.*  
 Common Warty Newt. *Bell, Br. Rep., p. 129.*  
 Warty Lizard. *Penn, Br. Zool., iii. p. 23.*  
 Wartyed Newt. *Shaw, Nat. Misc., viii. pl. 279.*  
 Warty Eft. *Jenyns, Man., p. 303.*  
 Salamandre crêtée. *Cuv. Règ. An., ii. p. 116.*

15. LOPHINUS PUNCTATUS. *Gray. Common Newt. P. 152*

- Lacerta aquatica. *Linn.*  
 Lacerta aquatica.  $\beta$ . *Gmel.*  
 Lacerta triton. *Retz.*  
 Lacerta salamandra.  $\epsilon$ . *Gmel.*  
 Lacerta tæniata mas. *Sturm.*  
 Lacerta maculata. *Sheppard.*  
 Lacerta vulgaris. *Linn.*  
 Salamandra palmata. *Schneid.*  
 Salamandra tæniata. *Bechs.*  
 Salamandra exigua. *Rusc.*  
 Salamandra elegans. *Daud.*  
 Salamandra punctata. *Daud.*  
 Salamandra palustris. *Bonelli.*  
 Salamandra palmipes. *Latr.*  
 Salamandra abdominalis. *Daud.*  
 Molge punctata. *Merrem.*  
 Molge palmata. *Merrem.*  
 Molge cinerea. *Merrem.*  
 Triton parisinus. *Laur.*  
 Triton punctatus. *Bonap.*  
 Triton lobatus. *Oth.*

Triton palustris. *Laur.*  
 Triton lævis. *Higg.*  
 Triton exiguus. *Laur. (young).*  
 Lissotriton punctatus. *Bell (young).*  
 Lissotriton palmatus. *Bell (aged).*  
 Brown Lizard. *Pennant.*  
 Common Newt. *Shaw.*  
 Smooth Newt. *Bell.*  
 Man-eater. *Ireland.*  
 Man-keeper. *Ireland.*  
 Dry Ask. *Ireland.*  
 Dark Lewkers. *Ireland.*  
 Small Newt.  
 Eft, or Evet.  
 Asgal. *Shropshire.*

16. LOPHINUS PALMATUS. *Dum. and Bibr.* Palmate Newt.

P. 161

Salamandra exigua. *Laur. (young).*  
 Salamandra abdominalis. *Daud.*  
 Salamandra cincta. *Daud.*  
 Salamandra palmata. *Cuv. (not Schneid.)*  
 Triton palmatus. *Bonap.*  
 Triton minor. *Higg.*  
 Triton palmipes. *Deby.*  
 Lissotriton palmipes. *Bell (2nd ed.)*  
 Palmated Smooth Newt. *Bell.*

17. OMMATOTRITON VITTATUS. *Gray.* Gray's Banded Newt.

P. 169

Salamandra vittata. *Gray.*  
 Molge vittatus. *Gray.*  
 Triton vittatus. *Jenyns.*  
 Lissotriton palmipes, var. *Bell.*





# WORKS

PUBLISHED BY

**ROBERT HARDWICKE,**  
192, PICCADILLY, W.

## POPULAR AND SCIENTIFIC WORKS.

### Astronomy, Geology, Palæontology, Zoology, &c.

Science and Practice of Farm Cultivation .....	4
Astronomical Observer .....	7
Fossil Sponges, by Mackie .....	7
Professor Ansted's Applications of Geology to Arts and Manufactures .....	8
Old Bones, a Manual of Palæontology .....	8
British Beetles, by W. H. Groser ..	9
British Land and Freshwater Shells, by R. Tate .....	9
British Reptiles, by M. C. Cooke .....	9
Our Common Insects, by Mrs. Cox ..	9
Pennell's "Book of the Pike" .....	9
Chemistry, by Brande and Taylor ..	11
Half-hours with the Microscope .....	11
Mounting Microscopic Objects .....	11
Metamorphoses of Man and of the Lower Animals, from the French of De Quatrefages .....	12
Huxley's Lectures on Origin of Species ..	12
The Tannin Process, by C. Russell ..	12
Dry Processes in Photography .....	13
Petroleum and its Products .....	13
Picturesque Garden Plans, 24 Coloured Plates .....	13
Seven Essays on Universal Science ..	13

Hints on the Formation of Local Museums.....	15
--	----

### Botany.

Sowerby's English Botany .....	2
——— Grasses of Great Britain ..	4
Ferns, British and Foreign, by John Smith .....	4
———, Synopsis Filicum, by Sir W. J. Hooker .....	4
Botany, Schleiden's Principles of .....	4
——— A Manual of Structural .....	5
Botanic Terms, Manual of .....	5
Ferns, a Plain and Easy Account of, by Mrs. Lankester .....	5
———, Album for Dried Specimens ..	5
Sowerby's Useful Plants .....	5
Fungi, the British .....	6
———, Microscopic .....	6
Fungorum Index Britannicorum .....	6
Water Weeds or Algæ, by Dr. Gray ..	6
Botany, Monthly Journal of .....	7
Wild Flowers Worth Notice .....	7

### Publications of Ray Society.

(See page 10.)

*A detailed Catalogue on application.*

## DOMESTIC, HYGIENIC, MEDICAL.

Australia for the Consumptive Invalid ..	13
Popular Physiology (Illustrated) .....	14
First Help in Accidents (Illustrated) ..	14
Dr. Lankester on Food .....	14
——— on the Uses of Animals ..	15
The Home Nurse, a Manual for the Sick Room .....	15
Spirit of Nursing .....	15
Influence of Railway Travelling on Health .....	16
Lectures on Public Health .....	16
Domestic Management of Infants .....	16
Diet of Infancy and Childhood .....	16
Common Sense of Water Cure .....	16

Gastric Regions and Victualling Department .....	17
Report of the Meeting of the British Association, 1865 .....	17
Arcus Senilis, or Fatty Degeneracy of the Eye, by E. Canton .....	17
Solly on the Human Brain .....	18
Scarlatina and its Treatment, by Isaac Baker Brown .....	18
Foot and its Covering .....	18
The Ophthalmoscope, from the German of Zander .....	18
On the Motions of the Human Foot ..	19
Teething of Infants, by H. Hanks ..	19

## PEERAGE, COUNTY FAMILIES, & GENERAL WORKS.

Walford's County Families of the United Kingdom .....	19	A Corner of Kent—Ash-	
----- Shilling Peerage .....	19	wich, by J. R. Planché	
----- Shilling Baronetage .....	19	(translated) .....	
----- Shilling House of Com-		Pursuivant of Arms, or	
mons .....	19	founded on fact (Illustra-	
----- Shilling Knightage .....	19	tioned) .....	
How to address Titled People .....	20	Enshrined Hearts of W	
		Illustrious People .....	

## ELEMENTARY WORKS.

Elements of Arithmetic, from the French of Briot .....	21	Optics (4d.) .....	
Mangnall's Questions, complete (1s.) .....	21	Pneumatics (2d.) .....	
Inventive Drawing, by E. Ball .....	21		
How to Teach Plain Needlework .....	21	<b>Mackenzie's Edu-</b>	
		<b>Books.</b>	
<b>Hardwicke's Elementary</b>		Mackenzie's Tables (2d.)	
<b>Books.</b>		Murray's Grammar (2d.)	
Chemistry (6d.) .....	23	Walkinghame's Arithmetic	
Mechanics (4d.) .....	23	Book-keeping by Single	
Hydrostatics (2d.) .....	23	Mavor's Spelling (4d.) .....	
Hydraulics (2d.) .....	23	Shorthand (2d.) .....	
		Phrenology (2d.) .....	
		Manual of Geography (6d.)	

## MISCELLANEOUS.

Holiday Papers, by Harry Jones .....	23	Fry's Shilling Charities	
Dr. Wynter's Curiosities of Civiliza-		don .....	
tion .....	24	Hardwicke's Handybook	
----- Our Social Bees .....	24	(Illustrated) .....	
----- Subtle Brains and Lis-		Horse Warranty, by P. Ho	
som Fingers .....	25	Graceful Riding, by S. C.	
The Stream of Life on our Globe, by		Waste Products and Subs	
J. L. Milton .....	25	P. L. Simmonds .....	
Essays and Sketches, by W. P. Scar-		On Whist, by Cœlebs .....	
gill .....	25	Peter Schlemihl, Illustrat	
Country Cottages, with Plans, Eleva-		shank .....	
tions, &c., by J. Vincent .....	26	Autobiography of a Workin	
Treatise on Smoky Chimneys, by F.		On Wines, by J. R. Sheen	
Edwards, Jun. ....	26	Shooting Simplified, by J.	
On Domestic Fireplaces .....	26	Kennard's Essays and Rev	
On Letters Patent for Inventions, by		The Tramp's Wallet, a T	
F. Edwards, Jun. ....	26	Continent .....	

## PERIODICALS.

Sowerby's English Botany (Monthly) .....	3	Science Gossip (Monthly)	
Journal of Botany (Monthly) .....	7	Popular Science Review (	

*In Monthly parts, at 5s. To be completed in about 66 parts.*

## Sowerby's English Botany :

Containing a Description and *Life-Size* Drawing of every British Plant. Edited and brought up to the present standard of scientific knowledge by T. BOSWELL SYME, F.L.S., &c. With Popular Descriptions of the Uses, History, and Traditions of each Plant, by Mrs. LANKESTER, Author of "Wild Flowers worth Notice," "The British Ferns," &c. The Figures by J. E. SOWERBY, JAMES SOWERBY, F.L.S., J. DE C. SOWERBY, F.L.S., and J. W. SALTER, A.L.S.

The Distinctive Characteristics of this edition are,—

1. A life-size drawing of every British plant, arranged according to the Natural System of De Candolle.
2. Where necessary, the plates are accompanied by illustrations of the structure of the various organs of the plant, especially of those structures discovered within the last few years by the use of the microscope.
3. All the illustrations are full-coloured, instead of half-coloured, and the utmost care is taken to adhere as closely as possible to nature.

"Under the editorship of T. Boswell Syme, F.L.S., assisted by Mrs. Lankester, whose work on "Wildflowers worth Notice" is so well appreciated by the public, we have the best guarantee that "Sowerby's English Botany," when finished, will be exhaustive of the subject, and worthy of the branch of science it illustrates. . . . In turning over the charmingly executed hand-coloured plates of British plants which encumber these volumes with riches, the reader cannot help being struck with the beauty of many of the humblest flowering weeds we tread on with careless step. Our fields, woods, and hillsides, are paved with riches we all too much neglect. . . . We cannot dwell upon many of the individuals grouped in the splendid bouquet of flowers presented in these pages, and it will be sufficient to state that the work is pledged to contain a figure of every wild flower indigenous to these isles.—*The Times*, Nov. 3, 1865.

"Will be the most complete Flora of Great Britain ever brought out. This great work will find a place wherever botanical science is cultivated, and the study of our native plants, with all their fascinating associations, held dear."—*Athenaeum*.

"Nothing can exceed the beauty and accuracy of the coloured figures. They are drawn life-size—an advantage which every young amateur will recognize who has vainly puzzled over drawings in which a celandine is as big as a poppy—they are enriched with delicate delineations of print, petal, anther, and any organ which happens to be remarkable in its form—and not a few plates are altogether new. . . . A clear, bold, distinctive type enables the reader to take in at a glance the arrangement and divisions of every page. And Mrs. Lankester has added to the technical description by the editor, an extremely interesting popular sketch, which follows in smaller type. The English, French and German popular names are given, and, wherever that delicate and difficult step is at all practicable, their derivation also. Medical properties, superstitions, and fancies, and poetic tributes and illusions follow. In short, there is nothing more left to be desired."—*Guardian*.

"Should the succeeding parts be as good, the work, when complete, will be without a rival in excellence."—*Observer*.

"Without question, this is the standard work on Botany, and indispensable to every botanist. . . . The plates are most accurate and beautiful, and the entire work cannot be too strongly recommended to all who are interested in Botany."—*Illustrated London News*.

LONDON: ROBERT HARDWICKE, 192, PICCADILLY.

*Demy 8vo. price 10s. 6d. Hundreds of Woodcuts, and 6 pages of  
Figures beautifully engraved on Steel.*

## Schleiden's Principles of Scientific Botany ;

or, Botany as an Inductive Science. Translated by **DR. LANKESTER.**  
Every Botanical Library should possess this Work, as it contains the principles  
upon which all structural botany is based.

*Crown 8vo. cloth, fully Illustrated.*

## Ferns, British and Foreign.

Their History, Organography, Classification, Nomenclature, and  
Culture, with Directions showing which are the best adapted for the  
Hothouse, Greenhouse, Open-Air Fernery, or Wardian Case. With  
an Index of Genera, Species, and Synonyms. By **JOHN SMITH,**  
A.L.S., late Curator of the Royal Gardens, Kew. With nearly  
200 Woodcuts.

Mr. Smith is acknowledged to be one of the first authorities on Ferns, having been  
engaged nearly half a century in arranging them at Kew.

*In 9 Parts, at 2s. each plain ; 2s. 6d. coloured.*

## Synopsis Filicum ;

A Synopsis of all Known Ferns. With about 100 Figures of  
Genera, beautifully Drawn on Stone by **FITCH.**

*Royal 8vo. cloth, price £1. 14s.*

## The Grasses of Great Britain,

Containing life-sized, full-coloured Drawings, with magnified  
Organs, of 144 British Grasses, and Observations on their Na-  
tural History and Uses. Described by **CHARLES JOHNSON.**  
Illustrated by **J. E. SOWERBY.**

This is the most comprehensive Work on British Grasses, and is the only book  
which gives the magnified organ to enable the reader to recognize the various grasses.

*Seven Parts, price 1s. each, or complete in One Vol., cloth, 7s. 6d.*

## Science and Practice in Farm Cul- tivation.

By Professor **BUCKMAN, F.L.S., F.G.S.**—1. How to Grow Good  
Root Crops. 2. How to Grow Good Grass Crops. 3. How to Grow  
Good Clover Crops. 4. How to Grow Good Corn Crops. 5. How  
to Grow Good Hedges. 6. How to Grow Good Timber. 7.  
How to Grow Good Orchards. Each Part sold separately. Fully  
*Illustrated.*

*Beautifully bound, bevilled edges, price 12s.*

## The Useful Plants of Great Britain.

A Treatise on the Principal Native Vegetables capable of Application as Food or Medicine, or in the Arts and Manufactures. By C. P. JOHNSON. Illustrated by J. E. SOWERBY. 300 Illustrations coloured by hand.

*Illustrated by more than 200 Woodcuts, price 1s.; bound, 1s. 6d.*

## A Manual of Structural Botany.

By M. C. COOKE, Author of "Seven Sisters of Sleep," &c.

"Condensed yet clear, comprehensive but brief, it affords to the learner a distinct view."—*Globe*.

"We are confidently able to recommend the little volume to public favour, its very low price (1s.) bringing it within the range of all purchasers."—*Era*.

*Fcap. 8vo. cloth, price 2s. 6d.*

## A Manual of Botanic Terms.

By M. C. COOKE. With more than 300 Illustrations.

"We do not hesitate to say that by a careful use of this book a sound knowledge of the theoretical portion of Botany may be obtained without tedious labour."—*Mining Journal*.

*Handsomely bound, price One Guinea. A Large Edition, without descriptive letter-press, One Guinea.*

## The Fern Collector's Album.

A Descriptive Folio for the reception of Natural Specimens; containing on the right-hand page a description of each fern printed in colours, the opposite page being left blank, for the collector to affix the dried specimen; forming, when filled, an elegant and complete collection of this interesting family of plants.

*Size of the Small Edition, 11½ by 8½ in.; Large Edition, 17½ by 11 in.*

*Fully illustrated, price 4s. coloured by hand; 2s. 6d. plain.*

## The British Ferns

(A plain and Easy Account of). Together with their Classification, Arrangement of Genera, Structure, and Functions, Directions for Out-door and In-door Cultivation, &c. By MRS. LANKESTER.

"Not only plain and easy, but elegantly illustrated."—*Athenaeum*.

"Mrs. Lankester has given us a handy pocket volume, with a great deal of information about the uses, supposed and real, of the Ferns, and hints for their cultivation."—*Guardian*.

*Fcap. 8vo. price 6s.*

## The British Fungi

(A plain and Easy Account of). With especial reference to the Esculent and other Economic Species. By M. C. COOKE. With Coloured Plates of 40 Species.

"The author is a thorough mycophagist, well acquainted with the peculiar features by which the most remarkable of the edible kinds of Fungi may be known."—*Gardener's Chronicle*.

"A very readable volume upon the lowest and least generally understood race of plants. For popular purposes the book could not have been better done."—*Athenæum*.

*Royal 8vo. price 2s. 6d.*

## Index Fungorum Britannicorum.

A complete List of Fungi found in the British Islands to the Present Date. Arranged so as to be applicable either as a check-list or for Herbarium Labels. By M. C. COOKE.

*Also the same Work printed on only one side.*

Part I. HYMENOMYCETES, 1s. Part II. GASTROMYCETES, CONIOMYCETES, and HYPHOMYCETES, 1s. Part III. ASCOMYCETES, 1s.

*Crown 8vo. cloth, 3s. 6d.*

## Handbook of British Water-weeds, or Algæ.

By JOHN EDWARD GRAY, F.R.S., late President of the Botanical Society of London. The DIATOMACEÆ, by W. CARRUTHERS.

*Fcap. 8vo. nearly 300 coloured Figures, price 6s.*

## Rust, Smut, Mildew, and Mould.

An Introduction to the Study of Microscopic Fungi. By M. C. COOKE, Author of the "British Fungi."

"There is a thoroughness about Mr. Cooke's writings which always makes his communications welcome. He is not content to gather information from cyclopaedias, classify and adapt the same, and then give a new form to the thoughts of others. On the contrary, he strikes out a new course of study, and after a laborious course of analysis, produces an entirely original work, one on which nothing of the kind had been before attempted."—*Wesleyan Times*.

*Fcap. 8vo. cloth, coloured by hand, 4s.*

## Wild Flowers worth Notice.

A selection from the British Flora of some of our native plants which are most attractive for their Beauty, Uses, or Associations. By Mrs. LANKESTER. Illustrated by J. E. SOWERBY.

"We could while away a long summer day talking of the pleasant things suggested by this little book. Although all intelligent persons cannot become botanists, not to know the wild flowers of our country is to be ignorant both of our country and ourselves. And this little book will, as a pocket companion during holiday rambles—the descriptions and plates being both good—destroy this ignorance in reference to at least a hundred plants. After mastering it, the student will be not a little astounded at his own learning, when he surveys it in the systematic chapter of contents."—*Athenæum*.

---

*Bound in cloth, price £1. 5s. each, beautifully Illustrated by Fitch,  
Volumes I., II., and III. of the*

## Journal of Botany, British and Foreign.

Edited by BERTHOLD SEEMANN, PH.D., F.L.S., F.R.G.S.

The Journal consists of two distinct sections: the one devoted to General Botany, the other to the Botany of the British Isles. In both divisions Original Papers on subjects new to Science are given, and when necessary, illustrated either in the Text, or by special Plates.

The "JOURNAL OF BOTANY" is published on the 1st of every Month, price 2s. Annual Subscription, £1. 1s., post-free.

---

*Price 7s. 6d., Royal 8vo. cloth.*

## The Astronomical Observer ;

A Hand-book for the Observatory and the Common Telescope. By W. A. DARBY, M.A., F.R.A.S., Rector of St. Luke's, Manchester. Embraces 965 Nebulæ, Clusters, and Double Stars.

"I think the design of the work has been well carried out. The Catalogue will no doubt be very acceptable to the amateur observer desirous of obtaining a knowledge of practical Astronomy, and it will also be useful in the library of the regular Observatory."—*From the Earl of Rosse, K.P., F.R.S., &c.*

---

*In 5 Parts at 5s. each.*

## The British Fossil Sponges

(An Illustrated Catalogue of). With Description and Figures of upwards of 200 Typical Specimens. By S. J. MACKIE.



*Fcap. 8vo. cloth, Illustrated, price 4s.*

# The Applications of Geology to the Arts and Manufactures.

Six Lectures delivered before the Society of Arts. By Professor D. T. ANSTED, M.A., F.R.S.

I.—On the Formation of Natural Soils by Derivation from Rocks, and on the Improvement of Soils by the admixture of Minerals.

II.—On Natural and Artificial Springs, and on the various Sources of Water Supply for Towns and Cities, in connection with the Geological Structure of the Vicinity.

III.—On Mineral Materials used for the Purposes of Construction: Plastic and Incoherent Materials (Clays and Sands).

IV.—On Mineral Materials (*continued*): Building Stones and Slates, and their Relative Value under given Circumstances of Exposure, and on Methods of Quarrying.

V.—On Stratified Deposits of Minerals, as Coal and Iron Ore, usually obtained by Mining Operations, and on Mining Methods for such Deposits.

VI.—On Metalliferous Veins for Lodes and their Contents, and on the Extraction of Metalliferous Minerals from Lodes.

"The science of geology largely engages the attention of the public; but persons are frequently deterred from the study of it by the dry and tedious style of writers dedicating their talent to its exposition. Professor Ansted has supplied a book which meets the public want. . . . Those relating to agricultural geology have an especial interest for farmers; but the whole are deeply interesting and worthy of recommendation."—*News of the World*.

"Professor Ansted takes in hand a subject of some difficulty, but of universal importance. In this he describes the different kinds of mineral veins, their contents, and the methods adopted to extract those contents, and thus fitly concludes his labours in elucidation of the practical application of geological knowledge to economic purposes, especially in connexion with the arts."—*Daily News*.

---

*Second Edition, much improved and enlarged. With references to the typical specimens in the British Museum. Fcap. 8vo. price 2s. 6d. Fully illustrated.*

## Old Bones; or, Notes for Young Naturalists.

By the Rev. W. S. SYMONDS, Rector of Pendock, Author of "Stones of the Valley," &c.

"The plan pursued by Mr. Symonds is a very simple one. He adopts the classification of Professor Owen, and carries the young naturalist from family to family, beginning with man and ending with the lowest fishes, making his own remarks as he goes on. We recommend these notes. The volume is neatly got up, and deserves a sale amongst the class for whom it is intended."—*Athenæum*.

*Fcap. 8vo. cloth, 4s. plain; 6s. coloured. Fully Illustrated.*

## The British Reptiles

(A Plain and Easy Account of). By M. C. COOKE, Author of  
"The British Fungi," &c.

---

*Fcap. 8vo. cloth, 4s. plain; 6s. coloured. Fully Illustrated.*

## Slugs and Snails, Land and Fresh- Water,

(A Plain and Easy Account of). By RALPH TATE, F.R.G.S.

---

*Fcap. 8vo. cloth, 2s. 6d. plain; 4s. coloured. Fully Illustrated.*

## The British Beetles

(A Plain and Easy Account of). By W. H. GROSER, B.S.

---

*Fcap 8vo. cloth, price 2s. 6d.*

## Our Common Insects.

First Steps to Entomology. By Mrs. E. W. COX.

---

*Crown 8vo., price 5s., illustrated,*

## The Book of the Pike.

A Practical Treatise on the various methods of Jack Fishing, with  
an analysis of the Tackle employed, the History of the Fish, &c.  
Also a Chapter on Spinning for Trout in Lakes and Rivers. By  
H. CHOLMONDELEY-PENNELL, Author of "The Angler Naturalist."

## **PUBLICATIONS OF THE RAY SOCIETY.**

---

### **British Hemiptera-Heteroptera.**

By J. W. DOUGLAS and JOHN SCOTT. £1. 11s. 6d.

### **Cirripedia Family.**

By C. DARWIN, Esq. 2 vols. £2. 2s.

### **British Freshwater Polyzoa.**

By Professor ALLMAN. £1. 11s. 6d.

### **Recent Foraminifera.**

By Professor WILLIAMSON. £1. 11s. 6d.

### **Oceanic Hydrozoa.**

By Professor HUXLEY. £1. 11s. 6d.

### **Organization of Trilobites.**

From the German of BURMEISTER. 15s.

### **British Naked-eyed Pulmograde Medusæ.**

By Professor E. NORRIS. £1s. 1s.

### **The Spiders of Great Britain and Ireland.**

By J. BLACKWALL, F.L.S. 2 vols. £3. 13s. 6d.

### **Foraminifera.**

By Dr. CARPENTER. £1. 11s. 6d.

### **Fructification of Higher Cryptogamia, and Coniferæ.**

From the German of HOFMEISTER. £1. 5s. 6d.

### **Reptiles of India.**

By Dr. GUNTHER. £2. 2s.

### **British Spongiadæ.**

By Dr. BOWERBANK. Vol. I. £1. 10s.

### **Steenstrup on Alternation of Generations.**

10s. 6d.

### **British Entomostracous Crustacea.**

By Dr. BAIRD. £1. 1s.

### **British Angiocarpous Lichens.**

By Rev. W. A. LEIGHTON. 10s. 6d.

*Fcap. 8vo. cloth, 900 pages, price 12s. 6d.*

# Chemistry.

By Professor BRANDE, D.C.L., F.R.S.L., and Professor ALFRED S. TAYLOR, M.D., F.R.S., F.R.C.P., Lond.

"For clearness of language, accuracy of description, extent of information, and freedom from the pedantry and mysticism of modern Chemistry, no other text-book comes into competition with it. . . The best guide to the study of Chemistry yet given to the world."—*Lancet*.

"Conceived and worked out in the most sturdy common-sense method, this book gives, in the clearest and most summary method possible, all the facts and doctrines of Chemistry, with more especial reference to the wants of the Medical Student."—*Medical Times*.

*Third Edition, much enlarged, with full description of the various parts of the Instrument, price 2s. 6d. plain; 4s. coloured.*

# Half-hours with the Microscope.

By EDWIN LANKESTER, M.D. Illustrated by 250 Drawings from Nature by Tuffen West.

## CONTENTS.

Half-an-hour on Structure.	Half-an-hour at the Pond-side.
Half-an-hour in the Garden.	Half-an-hour at the Seaside.
Half-an-hour in the Country.	Half-an-hour In-doors.

Appendix.—The Preparation and Mounting of Objects.

"The beautiful little volume before us cannot be otherwise than welcome. It is, in fact, a very complete manual for the amateur microscopist. . . . The 'Half-Hours' are filled with clear and agreeable descriptions, whilst eight plates, executed with the most beautiful minuteness and sharpness, exhibit no less than 250 objects with the utmost attainable distinctness."—*Critic*.

*Fcap. cloth, price 2s. 6d.*

# The Preparation and Mounting of Microscopic Objects.

By THOMAS DAVIES.

This Manual comprises all the most approved methods of mounting, together with the result of the Author's experience and that of many of his friends in every department of Microscopic Manipulation; and as it is intended to assist the beginner as well as the advanced student, the very rudiments of the art have not been omitted.

CHAP. I.—Apparatus. II.—To Prepare and Mount Objects Dry. III.—Mounting in Canada Balsam. IV.—Preservative Liquids. V.—Sections, and How to Cut them, with Remarks on Dissection. VI.—Injection. VII.—Miscellaneous.

"Nothing is more difficult to those who handle a microscope for the first time than to get their objects in a fit state for exhibition and preparation. They will therefore feel greatly indebted to Mr. Davies for a little book on 'The Preparation and Mounting of Microscopic Objects.' It is clear, full, and practical; and if it is a little alarming at first sight by the quantity of apparatus applied in it, it soon reveals to the careful student the valuable fact that a great deal may be done with very simple appliances. We recommend it to young microscopists as a book which supplies a felt deficiency."—*Guardian*.

Crown 8vo. cloth, price 6s.

# Metamorphoses of Man and Animals.

Describing the changes which Mammals, Batrachians, Insects, Myriapods, Crustacea, Annelids, and Zoophytes undergo whilst in the egg; also the series of Metamorphoses which these beings are subject to in After-life. Alternate Generation, Parthenogenesis, and General Reproduction treated *in extenso*. With Notes, giving references to the works of Naturalists who have written upon the subject. By A. DE QUATREFAGES. Translated by HENRY LAWSON, M.D.

"We have already said enough to show that the essay which Dr. Lawson has introduced to us in an English garb is one which marks a new era in the history of Embryology, and which presents to both general and scientific readers information which has been hitherto confined to the realms of dusty periodicals of all languages. 'The Metamorphoses' is a work which tends to elevate the science of Biology, and deserves the attention of all classes of cultivated readers."—*London Review*.

Complete in cloth, price 2s. 6d.

## Prof. Huxley's Lectures "On the Origin of Species."

CHAP. I.—Apparatus: Glass Slides used for Mounting—Thin Glass Covers—How to clean them—Cutting thin glass—Wooden Slides for opaque objects—Shadbolt's Turntable for making thin cells—Camel's-hair Pencils—Needles—Knives—Scissors—Glass Tubes—Forceps—Watch-glasses—Lamps—Various Cements—Canada Balsam—Asphaltum—Marine Glue—Gold Size—Liquid Glue—Black Japan—Electrical Cement—Gum-water—Sealing-wax Varnishes—Black Varnish.

1. The Present Condition of Organic Nature.—2. The Past Condition of Organic Nature.—3. The Method by which the Causes of the Present and Past Conditions of Organic Nature are to be discovered. The Origination of Living Beings.—4. The Perpetuation of Living Beings, Hereditary Transmission, and Variation.—5. The Condition of Existence as affecting the Perpetuation of Living Beings.—6. A Critical Examination of the Position of Mr. Darwin's Work "On the Origin of Species," in relation to the complete Theory of the Causes or the Phenomena of Organic Nature.

"Readers who cannot accept Mr. Darwin's doctrines and conclusions will still be delighted with these lectures, since they embody so much curious information and so many important principles of biological science, expressed so clearly as to render the book, even to readers possessing scarcely any previous knowledge of the subject, not only intelligible but more interesting than any romance."—*Weldon's Register*.

Second Edition, with Appendix, Fcap. cloth, price 2s. 6d.

## The Tannin Process.

By C. RUSSELL.

*Post 8vo. price 2s.*

## A Description of certain Dry Processes in Photography

Specialy adapted to the use of the Tourist, with Supplementary Notice of Plans, useful to the Scientific Traveller and Missionary. By **GEORGE KEMP, M.D.**, St. Peter's Coll., Cambridge, Fellow of the Cambridge Philosophical Society.

*Post 8vo. price 2s. 6d.*

## Petroleum and its Products.

An Account of the History, Origin, Composition, Properties, Uses, and Commercial Value of Petroleum; the Methods employed in Refining it, and the Properties, Uses, &c., of its Products. By **A. NORMAN TATE, F.C.S.**, Analytical Chemist, Hon. Sec. to the Liverpool Chemists' Association.

*Fcap. Folio, cloth, with 24 Coloured Plans, price 21s.*

## Picturesque Garden Plans.

A Practical Guide to the Laying-out, Ornamentation, and Arrangement of Villa Gardens, Town Squares, and Open Spaces, from a quarter of an acre to four acres; for the use of practical Gardeners, Architects, Builders, and Amateurs. By **R. SIEBECK**, Superintendent of Public Gardens, Vienna. Adapted to English Gardens, &c., by **JOSEPH NEWTON, F.R.H.S.**

"The arrangement is concise and completely descriptive, so that any expert gardener can, by a very short study of the examples set forth, arrange or adorn large or small plots encircling new abodes, on naked down or barren waste."—*Builder*.

*Crown 8vo., 5s.*

## Australia for the Consumptive Invalid.

The Voyage, Climates, and Prospects for Residence. By **I. BAKER BROWN, Jun.**

*Price 7s., handsomely bound in cloth; or in separate Essays, 1s. each, a Series of*

## Seven Essays on Universal Science.

Embracing some Investigations of the Mosaic Cosmogony, and the Interpretations of the Scriptures, with the object of Proving their Scientific Exactness. By **THOMAS CLARK WESTFIELD, F.S.A.**

*Fcap. 8vo., with Ninety Illustrations, price 2s. 6d.*

## A Manual of Popular Physiology :

Being an Attempt to Explain the Science of Life in Untechnical Language. By HENRY LAWSON, M.D., Professor of Physiology in Queen's College, Birmingham; and one of the Lecturers on Natural Science under the Science and Art Department of the Committee of Council on Education.

"Dr. Lawson has succeeded in rendering his manual amusing as well as instructive. All the great facts in human physiology are presented to the reader successively; and either for private reading or for classes, this manual will be found well adapted for initiating the uninformed into the mysteries of the structure and functions of their own bodies."—*Athenæum*.

*In Sup. Royal 32mo. cloth, price 2s. 6d.*

## First Help in Accidents.

Being a Surgical Guide in the absence or before the arrival of Medical Assistance. For the use of the Public, especially for Members of both Military and Naval Services, Volunteers, and Travellers. By CHARLES H. SCHAIBLE, M.D., Ph.D., Royal Military Academy, Woolwich. Fully Illustrated.

Bites	Burns	Drowning	Scalds
Bleeding	Choking	Exhaustion	Sprains
Broken Bones	Cold	Hanging	Suffocation
Bruises	Dislocations	Poisoning	

And other Accidents where instant aid is needful.

"A most useful and interesting little book, which is, besides, prettily got up, and contains some accurate and nice woodcuts. In 200 small pages we find, condensed, whatever can be done in case of accidents until the arrival of a professional helper; in fact, the work is a short but complete manual, and will prove of great service to military men, volunteers, and tourists. \* \* \* The instructions are plain and to the point, and there is a welcome absence of technical terms."—*Spectator*.

*400 pp., Crown 8vo. cloth, fully illustrated, price 3s.*

## Dr. Lankester on Food.

A Course of Lectures delivered at the South Kensington Museum. By E. LANKESTER, M.D., F.R.S., F.L.S.

WATER.

SALT.

HEAT-GIVERS — OIL, BUTTER,  
FAT.

FLESH-FORMERS—ANIMAL FOOD.

ALCOHOL.

WINES, SPIRITS, and BEER.

CONDIMENTS and SPICES.

TEA, COFFEE, and CHOCOLATE.

TOBACCO and OPIUM.

"Full of sound science, curious anecdote, and quaint illustration. Dr. Lankester has a singular power of illustrative keenness; and in the discursive lessons which he delivers on so many subjects, there is an overflowing wealth of minute collateral information which is always brought to the level of the last achievements of science."—*Lancet*.

350 pp. Crown 8vo., cloth, fully illustrated, price 3s.

## Dr. Lankester on the Uses of Animals

In Relation to the Industry of Man. By EDWIN LANKESTER, M.D., F.R.S. A Course of Six Lectures, delivered at the South Kensington Museum.

SILK.  
WOOL.  
LEATHER.  
BONE.  
SOAP.  
WASTE.

SPONGES and CORALS.  
SHELL-FISH.  
INSECTS.  
FURS.  
FEATHERS, HORNS, and HAIR.  
ANIMAL PERFUMES.

"The information is presented in the most lucid, graceful, and entertaining manner."—*Economist*.

"Every one who peruses them will be grateful to the author. The history of those creatures whose products become through man's skill so useful to him, is given with such charming feeling, that the interest of the reader is attracted and enchained, whether he wills or no."—*Era*.

---

*In 1 vol. Crown 8vo. cloth, price 5s.*

## Dr. Lankester on Food and on the Uses of Animals.

---

*Second Edition, Fcap. 8vo. cloth, price 2s. 6d.*

## The Home Nurse.

A Manual for the Sick Room. By ESTHER LE HARDY.

"In our notice of the first edition, we expressed our approbation of the manner in which she had performed her task; and we are gratified to see that the useful lessons she inculcated both in regard to nursing and medical attendance have met with such general approval as to require another edition of her unpretending but really valuable volume."—*Lancet*.

---

*Crown 8vo. sewed, price 2d.*

## The Spirit of Nursing.

By HARRY JONES, M.A.

---

*18mo. price 1s. illustrated.*

## Hints on the Formation of Local Museums.

By the Treasurer of the Wimbledon Museum Committee.



*Fcap. 8vo. cloth, price 1s.*

## The Influence of Railway Travel- ling on Public Health.

From the *Lancet*.

'We strongly recommend the work to all who are connected with the management of railways, or in the habit of travelling by them. The mass of evidence goes to prove that whilst the actual danger of life in travelling by rail is comparatively small, that to health is, from various causes, considerable. But for the discussion of these and their remedies, we must refer the reader to the book itself.'—*Dispatch*.

---

*Fcap. 8vo. sewed, 2s. 6d.*

## Lectures on Public Health,

Delivered at the Royal College of Surgeons. By E. D. MAPOTHER, M.D.

---

*8vo., price 5s.*

## The Domestic Management of Infants and Children,

In Health and Sickness. By S. BARKER, M.D.

---

*Demy 8vo. sewed, price 1s.*

## The Diet of Infancy and Childhood.

By S. BARKER, M.D.

---

*Crown 8vo. price 5s.*

## The Common Sense of the Water Cure.

A Popular Description of Life and Treatment at a Hydropathic Establishment. By Captain J. H. LUKIS, late of the 61st Regiment, and the North Durham Militia.

"We have seldom read a more amusing book than this. Capt. Lukis is a clever well-bred gentleman, who has found the greatest pleasure of his life in the strict discipline of hydropathy, and in this volume he chats pleasantly about his own experiences, and puts in a very popular form the chief arguments in favour of the water cure. There is not a dull page in the book."—*Morning Herald*.

*Crown 8vo. cloth, price 2s. 6d.*

## The Gastric Regions, and the Vic- tualling Department.

By AN OLD MILITIA SURGEON. The whole outward and inward man, from the crown of his head to the corns on his little toes, all tell the sad tale of the Gastric Regions' Wrongs.

"This is a most useful, and by no means a dull or heavy book. . . . The Old Militia Surgeon gives some most useful advice, in a pleasant practical manner, respecting different varieties of food and their effects upon the system."—*Observer*.

---

*Crown 8vo. price 5s.*

BRITISH ASSOCIATION, 1865.

## Report of the Proceedings at the Birmingham Meeting.

Carefully collated and revised by the various Speakers.

---

*8vo. cloth, price 10s. 6d.*

## On the Arcus Senilis, or Fatty Degeneration of the Cornea.

With numerous Illustrations. By EDWIN CANTON, F.R.C.S., Surgeon to the Charing Cross Hospital.

"This book is both interesting and curious. . . . It is scarcely within our province to pronounce upon its merits in a professional point of view; but we may observe that it seems to be the production of a gentleman who has given long and careful study to his subject, and who, knowing it thoroughly, both through his own independent investigations and the writings of others, is entitled to speak upon it with authority."—*Caledonian Mercury*.

---

*8vo., sewed, price 1s.*

## Bathing: How to do it, When to do it, and Where to do it.

By EDGAR SHEPPARD, M.D., Medical Superintendent of the Male Department, Colney Hatch Asylum.

*Second Edition, Fcap. 8vo. cloth, price 3s.*

## On Scarlatina and its Treatment.

By I. BAKER BROWN, F.R.C.S., &c.

*8vo. cloth, 7s. 6d.*

## The Human Brain ;

Its Configuration, Structure, and Physiology ; Illustrated by References to the Nervous System in the Lower Orders of Animals. By SAMUEL SOLLY, F.R.S., Senior Surgeon to St. Thomas's Hospital, Member of the Council, and late Professor of Anatomy and Surgery in the Royal College of Surgeons, &c.

"We have perused the work with much attention and no inconsiderable degree of gratification."—*London and Edingburgh Philological Magazine.*

"Excellent in its conception, perspicuous in its style, and lucid in its descriptions."—*Medical Chirurgical Review.*

"It affords us great pleasure to be able to recommend it most unreservedly."—*Edinburgh Medical and Surgical Journal.*

"Treated in a manner that reflects the highest credit upon his industry and talents."—*London Medical Gazette.*

"Mr. Solly has entitled himself to the gratitude of a numerous class of readers."—*British and Foreign Medical Review.*

*Royal 8vo. cloth, price 8s.*

## The Ophthalmoscope ;

Its Varieties and its Uses. Translated from the German of Zander By R. B. CARTER, F.R.C.S. Eng. (by Exam.). With Notes and Additions. 68 Woodcuts and 3 beautiful Coloured Chromo-lithographs.

"We have thus very cursorily alluded to the chief contents of this volume, which is illustrated by numerous woodcuts and three coloured lithographic plates ; and, in conclusion, we feel warranted in asserting that it is by far the best practical guide to the use of the Ophthalmoscope that exists in our language."—*Dublin Quarterly Journal.*

*Fcap. 8vo. cloth, illustrated, price 2s. 6d.*

## The Foot and its Covering.

With Dr. Camper's work on "The Best Form of Shoe," translated from the German. By JAMES DOWIE.

"A very sensible treatise, by one who takes an artistic and scientific interest in his subject, and who has evidently well studied the mechanical structure and action, as well as the anatomy and physiology, of that wonderful concatenation of bones, sinews, and muscles—the human foot."—*Builder.*

"To all pedestrians it must be an object to have an easy shoe, and in the present day of universal military ardour and hebdomadal marchings out, this little contribution may prove a useful adviser upon the subject."—*Lancet.*

*Fcap. sewed, 1s.*

## On the Motions of the Human Feet,

and the Means of Preserving them Unimpaired; being the Philosophy of Shoemaking. By JAMES DOWIE.

*Fcap. 8vo. cloth, price 3s. 6d.*

## On Teething of Infants.

Its prevalent Errors, Neglects and Dangers, their Influence on the Health, and as Causes of Death of Children. Including the dangers of Teething Powders, Soothing Powders, Soothing Syrups, &c., Illustrated by Cases. By HENRY HANKS, L.R.C.P. Edin., M.R.C.S. Eng., &c.

*Price £2. 2s. 1,200 Pages, 11,000 Families.*

## The County Families;

or, *Royal Manual of the Titled and Untitled Aristocracy of the Three Kingdoms*, is now ready in one splendid volume. It contains a complete Peerage, Baronetage, Knightage, and Dictionary of the Landed Commoners of England, Scotland, Wales, and Ireland, and gives a brief notice of the Descent, Birth, Marriage, Education, and Appointments of each Person, his Heir Apparent or Presumptive, a Record of the Offices which he has held, together with his Town Address and Country Residences. By EDWARD WALFORD, M.A., late Scholar of Balliol College, Oxford.

"It possesses advantages which no other work of the kind that we know of has offered hitherto. Containing all that is to be found in others, it furnishes information respecting families of distinction which are not to be found in the latter. It will prove to be invaluable in the library and drawing-room."—*Spectator*.

"To produce such a work in the perfection which characterizes 'County Families,' must have been an almost Herculean task. It is sufficient for us to say that accuracy even in the minutest details appears to have been the aim of Mr. Walford, and the errors are so few and slight, that they may readily be passed over."—*Weekly Register*.

*By the same Author, published Annually,*

## The Shilling Peerage;

## The Shilling Baronetage;

## The Shilling Knightage; and

## The Shilling House of Commons.

Containing the Birth, Accession, and Marriage of each Personage, his Heir (Apparent or Presumptive), Family Name, Political Bias, and Patronage; as also a brief Notice of the Offices which he has hitherto held, his Town Address and Country Residences.

Royal 32mo. price 1s.

## How to Address Titled People.

COMPANION TO THE WRITING-DESK ; or, How to Address, Begin, and End Letters to Titled, and Official Personages, together with Tables of Precedence, copious list of Abbreviations, Rules for Punctuation, and other useful information.

"A word, and more than a word, of praise is due to the Companion to the Writing-Desk. Full information on every subject of importance to correspondents is afforded in it. The instructions on official points will not fail to be of importance to many persons unable to obtain the proper information from even much larger works of the same kind."—*Court Journal*.

"This is one of the most useful little books we have for a long time seen."—*Era*.

---

*Demy 8vo. cloth, with Illuminated Frontispiece, price 6s.*

MR. PLANCHÉ'S Work on Heraldry. With more than 200 Illustrations from the most authentic sources.

## Heraldry founded on Facts.

Or, *The Pursuivant of Arms*, by J. R. PLANCHÉ, Rouge Croix. Second edition, with additional Notes and Illustrations.

"The increased interest taken of late years in heraldry is evinced by the number of works which have appeared to elucidate it. Among these the first place must be assigned to Planché's 'Pursuivant of Arms,' a rigorously scientific examination into the origin and early history of coat-armour, in which everything is submitted to the test of a stern criticism. The author is a distinguished member of the English College of Arms, and has performed the difficult task of producing an Essay on heraldry full of learning and research, yet written in a sufficiently lively style to be read with delight by many who are not heraldic enthusiasts."—*Edinburgh Review*, April, 1865.

---

*Demy 8vo., Illustrated, price 15s.*

## A Corner of Kent.

Some Account of the parish of Ash-next-Sandwich. By J. R. PLANCHÉ, Rouge Croix.

---

*Beautifully printed in colours, price £1. 1s.*

## Enshrined Hearts.

Enshrined Hearts of Warriors and Illustrious People. By EMILY SOPHIA HARTSHORNE. With Illuminated Initials, and illustrated with numerous Engravings on Wood, Armorial Bearings, &c. &c.

*Crown 8vo. cloth, price 4s.*

## Elements of Arithmetic.

From the French of M. C. BRIOT. Translated by J. SPEAR, Esq.

“The little book before us is a translation of a French school arithmetic, and we notice it especially in reference to the metric system, which is clearly explained in its pages, and put forward in the introduction as one of the prominent features of the work.”—*Morning Star*.

---

*Bound in Leather.*

## Mangnall's Questions, Complete, 1s.

The Cheap Edition of this valuable School Book is now ready. It has been carefully revised and brought up to the present time. It is well printed and strongly bound.

“Published in a compact form, neatly bound, and being condensed without being abridged, comes before us in a greatly-improved form. Few books contain so much information in so small a space.”—*Portsmouth Guardian*.

---

*Folio boards, price 6s.*

## Inventive Drawing.

A Practical Development of Elementary Design. By EDWARD BALL.

“We recommend Mr. Ball's book especially to the instructors of the very young, because we believe that the system upon which it is founded will produce power which in more advanced life will be invaluable to the student of free hand drawing and ornamental design.”—*Midland Counties Herald*.

---

*Price 2s. 6d. Illustrated by Diagrams and Samplers.*

## Method for Teaching Plain Needlework in Schools.

By a Lady.

This useful method is based on *steps* which are *gradual, well-defined, and clear to the perception*. It is calculated to insure the improvement of each individual child, and, while it offers the necessary instruction to the less talented pupil, it enables the more clever one to attain the highest degree of perfection.

# Hardwicke's Elementary Books.

PRICE TWOPENCE EACH.

UNDER the above title is presented to the Public a complete Library of Elementary Works adapted for the use of the People.

Thousands of people at present skilled as handicraftsmen, and as workers in the various arts and sciences of life, work from day to day, plodding on with some vague notion that they can improve their own particular calling; but it generally ends in nothing, because they are ignorant of the first principles of those laws which regulate the things in which they are engaged. It is a very rare occurrence to meet with workmen who know anything beyond what they picked up in their apprenticeship, or obtained by imitating others more skilled than themselves.

It will be the aim of HARDWICKE'S ELEMENTARY BOOKS to teach these first principles.

No labour or expense will be spared to make the information of a thoroughly reliable character; and, where advisable, a free use of authentic illustrations will be brought to bear.

"Hardwicke's series of 'Elementary Books of Science' at present includes Optics, Hydraulics, Hydrostatics, Geography, Chemistry, Mechanics, and the parts vary in price from twopence to sixpence. Against the materials, the writing, or the illustrations we have not a word to say; and in them very much to praise. . . . Each part is a very admirable epitome of the subject it treats, and there is more reliable information in any one of these little pamphlets of a few pence than there is in many a costly volume. The woodcuts are in outline, or only slightly shaded, and their subjects are exceedingly well selected."—*London Review*.

---

NOW READY:—

## Mechanics.

Fully illustrated by nearly 100 cuts. Two parts, 2d. each; complete, 4d.; bound in cloth, 6d.

## Hydrostatics.

Fully illustrated. Complete, 2d.; in cloth, 4d.

## Chemistry.

Three Parts, 2d. each; complete, 6d.; cloth, 8d.

## Hydraulics.

Fully Illustrated. Complete, 2d.; cloth, 4d.

## Optics.

Fully Illustrated. Complete, 4d.; cloth, 6d.

## Pneumatics.

Fully Illustrated, 2d.

*Other Works of a similar character are in preparation, and will shortly be announced.*

INTENDED FOR SCHOOLS OR SELF-INSTRUCTION.

## Mackenzie's Educational Books.

ALREADY PUBLISHED.

### Mackenzie's Tables.

Commercial, Arithmetical, Miscellaneous, and Artificers'. Calculations in Bricklaying, Carpentry, Lathing, Masonry, Paper-hanging, Paving, Planting, Plastering, Slating, Tiling, Well-sinking, Digging, &c. &c. Fractions and Decimals. Forms of Receipts and Bills. Calculations on Man, Steam, Railways, Power, Light, Wind, &c. Language and Alphabets. Calendar of the Church. Scripture Money. Principal Foreign Moneys and Measures. Geographical and Astronomical Tables, &c. &c. *Complete, price 2d., Cloth 6d.*

### Murray's English Grammar.

Complete, word for word with the Shilling Editions. *Price 2d., Cloth 4d.*

### Mavor's Spelling.

With numerous Cuts. *Price 4d., or 2 parts 2d. each.*

### Walkinghame's Arithmetic.

Same as the Half-crown Edition. *Price 4d., or 2 parts 2d. each., Cloth 6d.*

### Short-Hand.

With Phrases and Exercises, to gain facility in the use of all the characters, by which perfection may soon be attained. *Complete, price 2d.*

### Phrenology

Explained and Exemplified. *Complete, price 2d.*

### Bookkeeping

By Single Entry, with explanations of Subsidiary Books, being a useful system for the Wholesale and Retail Shopkeeper. *Complete, price 2d.*

---

*Limp cloth, 1s. ; Bound in Leather, with coloured Maps, 1s. 6d. ;  
in paper, without Maps, 6d.*

## A Manual of Geography.

Being a Description of the Natural Features, Climate, and Productions of the various regions of the Earth. By FRANCIS MORTON, C.E.

---

*Crown 8vo., cloth, price 6s.*

## Holiday Papers.

By HARRY JONES, M.A., Incumbent of St. Luke's, Berwick-street, Soho. Thirty-seven papers.

"Full of deep-toned feeling."—*Bell's Messenger.*

"His anecdotes would have delighted White of Selborne."—*London Review.*

"Easy and smart, sparkling and forcible, yet perfectly natural and sensible."—*Patriot.*



*Seventh Edition, Crown 8vo. price 6s.*

## Curiosities of Civilization.

Being Essays from the Quarterly and Edinburgh Reviews. By  
DR. ANDREW WYNTER.

### CONTENTS.

The London Commissariat.  
Food and its Adulterations.  
Advertisements.  
The Zoological Gardens.  
Rats.  
Woolwich Arsenal.  
Shipwrecks.

Lodging, Food, and Dress of  
Soldiers.  
The Electric Telegraph.  
Fires and Fire Insurance.  
The Police and the Thieves.  
Mortality in Trades and Profes-  
sions.  
Lunatic Asylums.

"We shall look in vain, for example, two centuries back, for anything like an equivalent to the volume before us. Some of the articles are mainly derived from observations made in the course of professional studies; others are at least cognate to the subjects which occupy a physician's hourly thoughts; all are more or less instructive as to certain phases of our civilization, and the strange elements it holds in suspension. Some of the incidents are of unparalleled magnitude, quite as striking as anything contained in the wonder-books of our ancestors."—*Times*.

*Crown 8vo. price 6s., Eighth Edition,*

## Our Social Bees.

Pictures of Town and Country, and other Papers. By  
ANDREW WYNTER, M.D.

CONTENTS:—The Post-office.—London Smoke.—Mock Auctions.—Hyde Park.—The Suction Post.—St. George and the Dragon.—The India-rubber Artist.—Our Peck of Dirt.—The Artificial Man.—Britannia's Smelling-bottle.—The Hunterian Museum at the College of Surgeons.—A Chapter on Shop Windows.—Commercial Grief.—Orchards in Cheapside.—The Wedding Bonnet.—Aërated Bread.—The German Fair.—Club Chambers for the Married.—Needle-making.—Preserved Meats.—London Stout.—Palace Lights, Club Cards, and Bank Pens.—The Great Military Clothing Establishment at Pimlico.—Thoughts about London Beggars.—Wenham Lake Ice.—Candle Making.—Woman's Work.—The Turkish Bath.—The Nervous System of the Metropolis.—Who is Mr. Reuter?—Our Modern Mercury.—The Sewing Machine.—The *Times*' Advertising Sheet.—Old Things by New Names.—A Suburban Fair.—A Fortnight in North Wales.—The Aristocratic Rooks.—The Englishman Abroad.—A Gossip about the Lakes.—Sensations of a Summer Night and Morning.—Physical Antipathies.—The Philosophy of Babydom.—Brain Difficulties.—Human Hair.

"These papers are characterized by the same breadth of view, the same felicity of language, the same acuteness of thought, which distinguished the 'Curiosities of Civilization.' So long as Dr. Wynter continues to write papers similar to those in the volume before us, and in 'Curiosities of Civilization,' so long will the republication of those papers be welcomed by the public."—*Standard*.

*Crown 8vo., cloth, price 6s.*

## Subtle Brains and Lissom Fingers ;

Being some of the Chisel-marks of our Industrial and Scientific Progress, and other Papers. By A. WYNTER, M.D., M.R.C.P. Lond. Containing 39 Articles ; amongst which will be found :

Fraudulent Trade Marks  
A Day with the Coroner  
Undersea Railroad  
Vivisection  
Restoration of our Soil  
Railways the great Civilizers  
Physical Education  
Clerk of the Weather

Village Hospitals  
Air Traction  
Illuminations  
Boat-building by Machinery  
Doctors' Stuff  
Small-Pox in London  
Excursion Trains  
Early Warnings, &c. &c.

*Second Edition. Crown 8vo. cloth, 624pp., price 6s.*

## The Stream of Life on our Globe.

Its Archives, Traditions, and Laws, as revealed by Modern Discoveries in Geology and Palæontology. A Sketch in Untechnical Language of the Beginning and Growth of Life, and the Physiological Laws which govern its progress and operations. By J. L. MILTON, M.R.C.S.

### CONTENTS.

The Beginning of Life  
England, long, long ago  
The First Dwellers on Earth  
The First Builders  
The First Wanderers  
The First Colonists of Sacred  
History  
The First Language  
The First Alphabet  
The Battle of Life

Glances at the Laws of Life  
Life in the Blood  
Life in the Nerves  
Life of a Giant  
Life of Men of Genius  
Influence of Smoking on Life  
and Race  
Life in the Stars and Planets ; or,  
Coloured Stars and their In-  
habitants, &c. &c.

"A very agreeably-written record of some of the newest and most remarkable discoveries in geology, language, and physiology. The language is always untechnical and picturesque. It has the merit of inspiring interest in subjects often treated in a manner to repel the ordinary reader."—*Lancet*.

*Fcap. 8vo. cloth, price 5s.*

## Scargill's Essays and Sketches.

Essays and Sketches. By the late WILLIAM PITT SCARGILL.

*New Edition, folio, fully illustrated, price 12s.*

## Country Cottages.

A Series of Designs for an Improved Class of Dwellings for Agricultural Labourers. By JOHN VINCENT, Architect. With numerous Plans, Elevations, &c.

---

*Third Edition, price 1s., with Illustrations.*

## A Treatise on Smoky Chimneys,

Their Care and Prevention. By FREDERICK EDWARDS, Jun.

"We cordially recommend this successful attempt to teach a few plain, but too often neglected, rules. The great charm of the treatise is its conciseness and practical usefulness. Attention to the facts Mr. Edwards has indicated in it will save landlords and householders a deal of trouble, expense, and anxiety. The work will serve as an excellent companion to the book, by the same author, on 'Our Domestic Fireplaces,' which we see has also reached a second edition."—*Building News*.

---

*Second Edition, revised, with Sixteen Plates, price 6s.*

## Our Domestic Fireplaces.

A Treatise on the Economical Use of Fuel and the Prevention of Smoke; with Observations on the Patent Laws. By FREDERICK EDWARDS, Jun.

"On the strength of the aphorism of every man to his trade, we may inquire who should be a more competent person to give us information about fireplaces than a well-informed practical man who has manufactured thousands of them, and made an examination of their respective merits a life-long study? Thus Mr. Edwards has not confined himself to a scale of praises upon the particular grates manufactured by his own firm, but has fairly weighed the merits of many that are patented by their inventors, and are therefore inaccessible to him as a source of profit."—*Builder*

---

*Demy 8vo. cloth, price 5s.*

## On Letters-Patent for Inventions.

By FREDERICK EDWARDS, Jun., Author of "Our Domestic Fireplaces" and "A Treatise on Smoky Chimneys."

---

*Published Annually, price 1s.*

## Herbert Fry's Guide to London Charities.

Showing, in Alphabetical Order, the Name, Date of Foundation, Address, Object, Annual Income, Number of People benefited, Mode of Application to and Chief Officers of every Institution in London.  
By HERBERT FRY.

Royal 32mo. cloth, price 1s.

## Hardwicke's Shilling Handy-Book of London.

An Easy and Comprehensive Guide to Everything worth Seeing and Hearing.

CONTENTS :—Bazaars.—Ball-rooms.—Cathedrals.—Dining-rooms.—Exhibitions.—Mansions of Nobility.—Markets.—Money-order Offices.—Monuments and Statues.—Museums.—Music-halls and Concert-rooms.—Out-door Amusements.—Omnibuses.—Palaces.—Parks.—Passport Offices.—Picture Galleries' Regulations.—Popular Entertainments.—Police-courts.—Prisons.—Railway Stations.—Steamboats.—Theatres.—Telegraph Offices, &c.

"The title-page of this little pocket volume claims for it the praise due to an easy and comprehensive guide to everything worth seeing and hearing in and around the metropolis, and states that it is compiled from authentic sources and personal inquiry. From the examination which we have been able to make of the little *brochure*, this promise seems to be very fairly fulfilled; and we cannot do better than recommend this reasonable little manual to the waistcoat pockets of the sight-seers who come up to London. There are sixteen neat illustrations to accompany the letter-press of the volume."—*Critic*.

---

Fcap. 8vo. cloth, price 3s. 6d.

## Horse Warranty.

A Plain and Comprehensive Guide to the various Points to be noted, showing which are Essential and which are Unimportant. With Forms of Warranty. By PETER HOWDEN, V.S.

---

With Illustrations. Fcap. 8vo. cloth, price 2s. 6d.

## Graceful Riding.

A Pocket Manual for Equestrians. By S. C. WAITE.

"In the school, on the road, on the course, or across country, this little book will be invaluable; and we heartily recommend it."—*Morning Post*.

---

Fcap. 8vo. cloth, price 6s.

## Waste Products and Undeveloped Substances;

Or, Hints for Enterprise in Neglected Fields. By P. L. SIMMONDS, Author of "Products of the Vegetable Kingdom," &c.

"As mere reading, the Volume is interesting and instructive; but we must go further, and say there are fortunes to be got out of it by those who rightly work some of its suggestions."—*Builder*.

*With coloured Frontispiece. 16mo. cloth, gilt edges, price 2s. 6d.*

## Whist.

The Laws and Practice of Whist. By CŒLEBS. As played at the London Clubs.

"It is just the book that was required. The intrinsic worth of the book is to be found in the downright sensible practical advice contained throughout its pages, and to the lover of whist we strongly recommend the volume."—*Field.*

*Fcap. 8vo. price 3s. 6d.*

## Autobiography of a Working-man.

By ALEXANDER SOMERVILLE, "One who has whistled at the plough."

"A book to be read with great interest, not merely as affording insights into worlds which persons of the middle classes visit far too sparingly, but also as offering a picture of character. Mr. Somerville's early life is attractive, as a piece of Scottish character and scenery worthy of its place in a national biography."—*Athenæum.*

*Crown 8vo. cloth, with Illustrations by George Cruikshank, price 2s. 6d.; the Illustrations on India paper, price 5s.*

## Peter Schlemihl.

From the German of ADALBERT VON CHAMISSO. Translated by Sir JOHN BOWRING, LL.D., &c.

*Fcap. 8vo. cloth, price 5s.*

## Wines and other Fermented Liquors.

From the Earliest Ages to the Present Time. Dedicated to all Consumers in the United Kingdom. By JAMES RICHMOND SHEEN.

"A careful, clearly-written, practical, and instructive book, by a well-informed man, thoroughly versed in the subject he has taken in hand. Mr. Sheen is a licensed victualler of many years' experience, and in an active and extensive trade. Such a man is worthy of the best attention of those who would wish information on the subject he is so well entitled to be heard upon."—*Morning Advertiser.*

*Fcap. 8vo. cloth, price 6s.*

## Shooting Simplified.

A Concise Treatise on Guns and Shooting. Second Edition, Re-Written and Enlarged, with a Special Chapter on Breech-Loaders. By JAMES DALZIELL DOUGALL.

*Crown 8vo. cloth, price 6s.*

## Essays and Reviews.

Their Origin, History, General Character and Significance. Persecution, Prosecution, Judgment of the Arches Court, Review of Judgment. By the Rev. ROBERT BRUCE KENNARD, M.A., Rector of Marnhull, Dorset.

*Crown 8vo. cloth, price 3s. 6d. Dedicated by permission to C. Dickens, Esq.*

## A Tramp's Wallet.

Stored by an English Goldsmith during his Wanderings in Germany and France. By WILLIAM DUTHIE.

*Volume I., price 5s., now ready.*

## Hardwicke's Science-Gossip :

A Monthly Medium of Interchange and Correspondence for Students and Lovers of Nature.

Hardwicke's Science-Gossip consists of:—

- . Short Articles of an interesting and light character,
  - On Animals, Birds, Reptiles, &c., their Habits, Haunts, Peculiarities, and Migrations; and on Stuffing and Preserving.
  - On the Finding, Collecting, and Preserving of the Microscopic Plants and Animals.
  - On Fish, Fish Culture, and Fishing.
  - On Plants, their Habitats, time of Flowering, Soils where likely to be found; Peculiarities of Structure, &c.
  - On Geology; Excursions in interesting districts, and any subject relating to the Wonders, Peculiarities, or History of the World's Crust.
  - On the Habits, Mode of Capture, and Preservation of all sorts of Insects.
  - On the Cultivation of Ferns, Mosses, &c.
  - On the various Plants and Animals capable of being kept and bred in Aquaria and Closed Cases.
  - On the Uses and Application of the Microscope, and on Mounting Objects. Discussions on any New Invention, or Improvement upon Old Instruments.
- . In fact, on any subject which those who have a sincere love of God's works delight to talk about, when they meet for a friendly gossip.
- . Hints and Suggestions, too small for Articles, but such as may prove useful either in Hunting, Preserving, Observing, or Understanding the various objects of Study.
- . Notes and Queries.
- . Interesting Selections from Books.
- . Notices to Correspondents.

HARDWICKE'S SCIENCE-GOSSIP is published on the First of every month, price Fourpence. Communications and Suggestions are invited. *It letters to be addressed to the Editor, 192, Piccadilly.*

ESTABLISHED 1861.

Quarterly, Half-a-Crown; Annual Subscription, Ten Shillings,

THE  
POPULAR SCIENCE REVIEW,

A  
QUARTERLY SUMMARY OF SCIENTIFIC PROGRESS,  
AND MISCELLANY OF ENTERTAINING AND INSTRUCTIVE ARTICLES  
ON SCIENTIFIC SUBJECTS.

EDITED BY HENRY LAWSON, M.D.,

Author of "A Popular Manual of Physiology," Co-Lecturer on Physiology and  
Histology, St. Mary's Medical School.

VOLUME IV.

Five Quarterly Parts, 696 pp. of Letter-press, numerous Woodcuts, and 24 whole-  
page Plates, by first-rate Artists, price 14s. 6d., containing the following  
interesting Articles:—

- Extraordinary Ships. By S. J. Mackie, F.G.S. With 18 Woodcuts and Plates of "Cigar-ship" and "Connector-ship."
- Good Food. By Dr. Lankester, F.R.S. On the Origin of our Local Floras. By Harland Coultas. With Map of Distribution of Flowering Plants.
- Metamorphism of Rocks, &c. By Professor Ansted.
- The Metric System. By James Spear, Esq. With Plate of Weights and Measures.
- Recent Investigations into the Natural History of the Red Coral. By the Editor. With Coloured Plate.
- What is a Stimulant? By Dr. Anstie.
- Source of Heat in the Sun. By Robert Hunt, F.R.S. With Woodcuts and 2 Coloured Plates.
- On New Food for Infants. By Baron Liebig. (This Article was the means of introducing "Liebig's Food for Infants" into this country.)
- Vegetables, Fruit, and Water, as Sources of Intestinal Worms. By Spencer Cobbold, M.D., F.R.S., F.L.S.
- The Anatomy and Physiology of Foraminifera. By Professor Williamson, F.R.S. With Tinted Plate.
- Waves of Heat and Waves of Death. By B. W. Richardson, M.A., M.D.
- Origin of Kitchen-Garden Plants. By Harland Coultas. With Plate of Wild Parsnip, Carrot, Radish, Turnip, &c.
- Geology of Mineral Springs. By Francis Bond, M.D., B.A., F.C.S. With Plate.
- Train Signalling in Theory and Practice. By Charles V. Walker, F.R.S., F.R.A.S. With Woodcuts and Plate, showing the arrangement of Signal-room.
- Extract of Meat. By Charles Boner.
- On Sponges. By Robert Patterson, F.R.S. With Tinted Plate of Structure.
- The Physical Phenomena of other Worlds. By Robert Hunt, F.R.S. With Coloured Plate of Spectra.
- Migrations of European Birds. By A. Leith Adams, M.A., M.B., F.G.S., F.L.S.
- On the Difficulties in Identifying many of the Lower Kinds of Algæ. By J. Braxton Hicks, M.D., F.R.S., F.L.S. With Coloured Plate.
- On the Oldest Known Fossil—*Eozoon Canadense*—its Place, Structure, and Significance. By Professor T. Rupert Jones, F.G.S. With Coloured Plate of 10 Sections.
- Balloon Ascents and their Scientific Importance. By James Glaisher, F.R.S. With Tinted Plate, showing the Arrangement of Instruments in Case of Balloon.

## VOLUME IV. (continued).

- On the Highest Magnifying Powers and their Uses. By Lionel Beale, M.B., F.R.S.
- On Darwin's Observations on the Physiology of Fertilization. By M. C. Cooke. With Plate of Sections of Plants.
- What is a Tonic? By Edward Divers, M.D., F.C.S.
- The Eruption of Etna. By S. J. Mackie, F.G.S. With Woodcuts and Plate, showing Etna and adjacent country.
- Inside the Eye. By Ernest Hart, Esq. With Woodcuts.
- On the Means of Communicating between Guards and Passengers. By T. Symes Prideaux, Esq.
- Is the Whitebait a Distinct Species? By the Editor. With Plate of Whitebait and Shad, and of Whitebait-fishing.
- Atlantic Telegraphy. By Robert Hunt, F.R.S. With 2 Plates, showing Map of Cable from Valentia to Trinity Bay, with Sections of Bed of Atlantic; Section and Side View of Cable, 1865 and 1858. Cable from Dover to Ostend, Spezia to Corsica, Corfu to Malta and Sardinia, Sardinia to Bona, &c.
- On Pure Water. By Dr. Lankester, F.R.S.
- Nature and Diagnostic Value of Raphides and other Plant Crystals. By George Gulliver, F.R.C.S., F.R.S.
- On Lake Basins. By Professor Ansted, M.A., F.R.S. With Plate of English, Scotch, Irish, European, and American Lakes.
- Epidemics, Past and Present: their Origin and Distribution.
- On the Microscopic Anatomy of an Insect Larva. By E. Ray Lankester. With Plate of *Corethra Plumicornis*.
- The Moon. By James Breen, F.R.A.S. With View of the Moon, from a Photograph.
- Photography and some of its Applications. By the Editor.
- Reviews of Books.
- Careful Summary of Progress in Astronomy, Botany and Vegetable Physiology, Chemistry, Geology and Palaeontology, Mechanics, Medical Science, Metallurgy and Mining, Meteorology, Microscopy, Mineralogy, Photography, Physics, Zoology, and Comparative Anatomy.

## VOLUME III.

(560 pages of Letter-press, 21 pages of coloured and plain Illustrations), price, in cloth, 12s., contains—

- Photographic Printing; with Page of the "Times," quite legibly printed, 4½ by 5 inches.
- The Alps Railway Tunnel. (Illustrated.)
- Metropolitan Main Drainage Works. (Illustrated.)
- Printing Telegraphs; with Fac-similes and Explanations of Wheatstone's, Caselli's, and Bonelli's Systems.
- The Pneumatic Despatch. With Explanatory Illustrations.
- Microscopic Fungi, Smuts and Bunt, Mildew and Brand, Moulds, Rusts, &c. By M. C. Cooke. 7 coloured Plates; 170 figures.
- Fresh Air. By Dr. Lankester, F.R.S.
- Bodily Work and Food. By Professor Bond.
- Oysters.
- Herrings and Herring Fisheries.
- On Proper Clothing. By Dr. Lankester.
- Diseased Meat. By Professor Gamgee. (Illustrated.)
- Fishes of the Old Red Sandstone. By E. Ray Lankester. (Illustrated.)
- Earthquakes. By the Rev. W. S. Symonds.
- Prehistoric Dwellings. With Illustrations of Hut Circles. By G. E. Roberts.
- Thermometry. By G. F. Chambers.
- On Manures. By Baron Liebig.
- Greek Fire, Ancient and Modern. By Dr. Richardson.
- Aniline Dyes. With Illustrations on Silk Fabric.
- Absorption and Radiation of Heat. By Professor Debus. (Illustrated.)
- Botanical Exercises. By Rev. G. Henslow.
- Reviews of Books.
- With careful Summary of Agriculture, Astronomy, Botany, Chemistry, Geology and Palaeontology, Medical Science, Metallurgy and Mining, Mineralogy, Meteorology, Microscopy, Photography, Physics, Zoology, and Comparative Anatomy.



## VOLUME II.

(596 pages of Letter-press, 21 page Illustrations), price, in cloth, 12s., contains—

- The British Oak, By Professor Buckman. (Illustrated.)  
Mistletoe and Parasitic Plants. By Mrs. Lankester. (Illustrated.)  
British Fungi. By Miss Plucc. (Illustrated.)  
History of a Beech Tree. By Harland Coultas. (Illustrated.)  
British Jungmanee. (Illustrated.)  
Small Periwinkle. (Illustrated.)  
Anæsthetics. By Dr. Phipson.  
Electro-Plating Process. By G. Gore. (Illustrated.)  
Colour Blindness. By J. Hogg. (Illustrated.)  
Minerals, Chemicals, Philosophical Instruments, and Implements of War in the Great Exhibition of 1862.  
Red Worm of our Rivers. By E. R. Lankester. (Illustrated.)
- The Vinegar Eel. By Jabez Hogg, F.L.S.  
Our Fresh-water Polyzoa. By the Rev. W. Houghton, F.R.S.  
The African Lion. By Jules Gerard.  
Fossil Birds. By S. J. Mackie, F.G.S. (Illustrated.)  
Wheel Animalcules. By P. H. Gosse. (Illustrated.)  
The Eye of the Ox. By Isaac Ash. (Coloured Illustration.)  
Human Skin. (Illustrated.)  
Mars. (Coloured Illustration.)  
The Telescope. By James Breen.  
Reviews of Books.  
With careful Summary of Astronomy, Botany and Vegetable Physiology, Chemistry, Geology, Medical Sciences, Metallurgy, Mineralogy and Mining, Mechanics, Photography, Physics, Zoology, and Comparative Anatomy.

## VOLUME I.

(548 pages of Letter-press, 27 page Illustrations), price, in cloth, 12s., contains—

- Artificial Light. By Professor Ansted.  
The Reflex Theory. By G. H. Lewes.  
Solar Chemistry. By R. Hunt, F.R.S. (Coloured Illustration.)  
Light and Colour. By R. Hunt, F.R.S. (Coloured Illustration.)  
Physics of a Sunbeam. By R. Hunt, F.R.S. (Coloured Illustration.)  
Optical Phenomena of the Atmosphere. By G. F. Chambers. (Coloured Illustration.)  
The Crown Animalcule. By P. H. Gosse, F.R.S. (Illustrated.)  
The Flower Animalcule. By P. H. Gosse, F.R.S. (Illustrated.)  
On Corn and On Grass. By Professor Buckman, F.L.S. (Illustrated.)  
The Daisy and the White Clover, as type Plants. By Mrs. Lankester. (Illustrated.)  
On Cotton. By Dr. Lankester. (Illustrated.)  
The Truffle. By Jabez Hogg, F.L.S. (Illustrated.)  
Caverns and their Contents. By Professor Ansted.  
Iron and Steel. By R. Hunt, F.R.S.
- The Breath of Life. By W. Crookes, F.R.S.  
Artificial Precious Stones. By W. G. Howgrave.  
The Great Comet of 1861. By James Breen.  
Primitive Astronomy. By J. Samuelson. (Coloured Illustration.)  
Equatorial Africa. By J. Samuelson. (With coloured Map.)  
The Lowest Forms of Life. By J. Samuelson. (Illustrated.)  
Phosphorescence of the Sea. By A. de Quatrefages. (Illustrated.)  
Science applied to Electro-plating. By G. Gore.  
The Great Exhibition of 1862. (Illustrated.)  
Suspension and Tubular Bridges. (Illustrated.)  
Reviews of Books of the Year.  
General Summary of Progress in Astronomy, Botany and Vegetable Physiology, Chemistry, Geology, Medical Sciences, Metallurgy, Mineralogy and Mining, Mechanics, Photography, Physics, Zoology, and Comparative Anatomy.

Quarterly, 2s. 6d.; Annual Subscription, 10s.

ROBERT HARDWICKE, 192, PICCADILLY, W.

